



**MINUTES OF THE
82nd CONVENTION OF
AHEPA BAY STATE DISTRICT 8**

Saturday, June 14, 2014

Penelope #120 Apartments
98 Central Street
Peabody, MA 01960

Charles P. Kiritsy, Chairman

Peter C. Katsos, Vice-Chairman

Demetrios G. Vidalis, Secretary

District Governor Frank Fotis officially opens the 82nd District Convention of AHEPA Bay State District 8 at 10:15 am on Saturday, June 14, 2014

Roll call of convention delegates is taken, with the attendees recorded by Brother Anastasios Miliotis.

Seat Late Entry Delegates

A motion is put forward by Brother Frank Fotis to seat Brothers James Tzitzon and Byron Chopas of Haverhill, Acropolis Chapter 39; Brothers Adam D. Zapris, Athan E. Galanis, Athanasios A. Vulgaropulos, and Demetrios Tsatsarones, of Watertown, Harris J. Booras Chapter 406; Brothers Charlie Speridakos, and Peter C. Katsos of Lynn, Aristides Chapter 50, and Brothers Charles P. Kiritsy and George P. Leasca of Worcester, Peter L. Bell Chapter 80 as delegates registering late and is seconded by Brother Gabriel Vidalis.

The motion passes unanimously.

Brother Charles P. Kiritsy is nominated by Brother Peter Katsos as Convention Chairman.

Brother Kiritsy accepts the nomination.

There are no other nominations.

All present vote in favor.

Brother Peter C. Katsos is nominated by Brother James Tzitzon as Convention Vice-Chairman.

Brother Katsos accepts the nomination.

There are no other nominations.

All present vote in favor.

Brother Demetrios G. Vidalis is nominated by Brother Constantine Calliontzis as Convention Secretary.

Brother Vidalis accepts the nomination.

There are no other nominations.

All present vote in favor.

Minutes from the 81st District 8 Convention, held on May 18, 2013 in Newport, RI, were presented to the convention delegates prior to the convention via postal and electronic mail.

A motion is put forward by Brother Constantine Calliontzis to accept the minutes of the 81st District 8 Convention of 2013 and is seconded by Brother James Tzitzon.

The motion passes unanimously.

Supreme Governor (region 4) **Nicholas Nikas** speaks to the body.

Brother Supreme Governor Nicholas Nikas addresses the body regarding membership and challenges each chapter to set a 2014 year end membership goal (attachment). He informs the Brothers of the upcoming AHEPA Family Supreme Convention in New Orleans, LA; July 20-26, 2014. He then urges all to support AHEPA's Relief for Greece program, which aids the Apostoli program and the International Orthodox Christian Charities, and commends those chapters which have contributed since September 2013. He further spoke regarding the annual Hellenic History Tournament.

The District Governor's Report is presented by Brother District Governor Frank Fotis (attached).

The District Athletic Director's Report is presented by Brother District Athletic Director George Papalambros (attached).

Sons of Pericles Supreme Governor Vasilios Mallios speaks to the body.

Brother SOP Supreme Governor Vasilios Mallios addresses the body regarding the Sons' membership growth nationally, including 10 new chapters in the past year, with three more pending. He also discussed their National Project, Friedreich's Ataxia Research Alliance (FARA), where the Sons and Maids were each able to raise \$11,000

The District Auxiliary Committee Report is presented by Brother Alex Orphanos.

Brother Orphanos reports that the Boston Sons of Pericles have participated in many events nationally, including fundraisers in Albany and Montreal, as well as competing in basketball tournaments in Los Angeles, New York, and Chicago. Furthermore, through their local fundraising efforts, including the annual Red Sox outing and annual New Year's Eve dance, have contributed \$6,000 to the Sons' National Project.

The District Treasurers Report is presented by Brother John Abate (attached).

The District Scholarship Committee Report is presented by Brother Theodore Nikolopoulos (attached).

The District Scholarship, Peter L. Bell Scholarship, and District Charitable Fund Reports are presented by Brother George Leasca (attached).

A motion is put forward by Brother Alex Orphanos to accept the District 8 Scholarship, Peter L. Bell Scholarship, and District 8 Charitable Fund Reports and is seconded by Brother Anastasios Miliotis.

The motion passes unanimously.

The District Veteran's Committee Report is presented by Brother Frank Fotis (attached).

CONVENTION COMMITTEES AND CHAIRMEN

Brother Convention Chairman Charles Kiritsy requests for volunteers to chair the various committees of the convention. The following come forward:

Scholarship..... Brother Peter Katsos
Charitable..... Brother Constantine Calliontzis
Athletic..... Brother George Papalambros
Public Relations... Brother Peter Leasca
Audit.....Brother Anastasios Miliotis
Budget..... Brother George Leasca
Resolutions..... Brother Athanasios Vulgaropulos
Membership..... Brother Alex Orphanos

At 11:55am the convention breaks up into committees and for a lunch break.

At 1:30pm the convention reconvenes.

CONVENTION COMMITTEE REPORTS

The Convention Scholarship Committee Report is presented by Brother Peter Katsos (attached).

Brother Nikolopoulos reports that the committee makes the following recommendations:

- 1) Maintain the current investment policy of:
 - a. Up to 60% stocks (mid cap or higher)
 - b. Up to 40% Bonds and Money Market (rating B or better)
 - c. No hedge funds
 - d. No individual stock will hold greater than 10% of the portfolio
- 2) Continue awarding scholarships based upon the current by-laws, whereas the amounts awarded are based upon the earned monies.
- 3) Omit dollar amounts on scholarship listing
- 4) Add mailing address to online scholarship form
- 5) AHEPA and DOP District Governors are to supply the scholarship committee with a listing of mailing addresses for the chapter presidents within their district.

A motion is put forward by Brother Dalton Respass to accept the Convention Scholarships Committee Report and is seconded by Brother George Leasca.

The motion passes unanimously.

The Convention Charitable Committee Report is presented by Brother Constantine Calliontzis. Brother Calliontzis reports that the committee makes the following recommendation:

The District donates \$1400 to the AHEPA National Fund Raiser (AHEPA Charitable Foundation) explicitly to support the needy citizens in Greece.

A motion is put forward by Brother Frank Fotis to accept the Convention Charitable Committee Report and is seconded by Brother Ted Nikolopoulos.

The motion passes unanimously.

The Convention Athletic Committee Report is presented by Brother George Papalambros (attached).

Brother Papalambros reports that the committee makes the following recommendations:

- 1) District 8 allocate up to \$200 for the District 8 bowling tournament, as well as increase the entrance fee to \$150.00 per team.
- 2) District 8 sponsors a team (up to \$200) for the Harry Agganis Basketball Tournament.
- 3) District 8 sponsors a team (up to \$200) for the National Hellenic Invitational Basketball Tournament.
- 4) District 8 should begin to organize a District golf tournament.
- 5) District 8 should begin to organize a District softball tournament.
- 6) District 8 should begin to organize a District fishing trip

A motion is put forward by Brother Ted Nikolopoulos to accept the Convention Athletic Committee Report and is seconded by Brother George Leasca.

The motion passes unanimously.

2015 District 8 Candlepin Bowling Tournament Host City

A motion is put forward by Brother Peter Katsos that Lynn host the 2015 District 8 Candlepin Bowling Tournament, and is seconded by Brother Basil Patsios.

The motion passes unanimously.

The Convention Resolutions Committee Report is presented by Brother Athanasios Vulgaropulos (attached).

Brother Vulgaropulos reports that the committee makes the following recommendations:

- 1) Chapters have fund raisers for Apostoli program to feed the children of Greece.
- 2) AHEPA continues to strengthen its grassroots network.
- 3) AHEPA continues efforts in augmenting the Hellenic Caucus in congress.
- 4) AHEPA urges our U.S. government to pressure Turkey to honor religious freedom and allow the opening of the school at Halki, and cease violating Greek waters and air space.
- 5) AHEPA promotes actions to return Parthenon marbles to Greece.
- 6) AHEPA strengthens ties with other Hellenic American organizations, federations, and Greek Orthodox churches in America.
- 7) AHEPA supports the Pontian Greek American Committee for recognition of the Greek Pontian Genocide by Turkey, designated to be observed May 19th, annually.
- 8) AHEPA supports a proclamation to make March “Hellenic History Month”.
- 9) AHEPA makes efforts to stop Turkey and FYROM from infiltrating revisionist and irredentist propaganda into school systems in the United States and elsewhere.
- 10) AHEPA continues condemning the 1974 Turkish invasion of Cyprus, the illegal occupation of Northern Cyprus, and Turkey’s disregard of United Nations Resolutions.
- 11) AHEPA continue to support the positions regarding FYROM’s propaganda and issues against Greece.
- 12) AHEPA chapters promote and support educational programs, such as the “Hellenic History Tournament”, lectures, videos, etc.

A motion is put forward by Brother Dalton Respass to accept the Convention Resolutions Committee Report and is seconded by Brother Gabriel Vidalis.

The motion passes unanimously.

The Convention Auditing Committee Report is presented by Brother Anastasios Miliotis (attached).

Brother Miliotis reports to the convention that the income and expenses of the District reconciled.

A motion is put forward by Brother Athanasios Vulgaropulos to accept the Convention Audit Committee Report and is seconded by Brother Constantine Calliontzis.

The motion passes unanimously.

The Convention Budget Committee Report is presented by Brother George Leasca (attached).

Brother Leasca reports on the Convention Budget Committee Report of anticipated income and expenses for District 8.

A motion is put forward by Brother Demetrios Vidalis that each chapter within District 8 pay an annual per capita fee of \$5.00 per member based upon each chapter’s previous year’s membership total, to be paid no later than May 1st of the each year, for the purpose of funding the District 8 Lodge’s expenditures, such as Greek Independence Parade participation, athletics programs, Public Relations, District 8 workshops, and any other expenses that support the promotion of the Order of AHEPA. The motion is seconded by Brother Constantine Calliontzis.

The motion passes.

A motion is put forward by Brother Gabriel Vidalis to accept the Convention Budget Committee Report and is seconded by Brother Anastasios Miliotis.

The motion passes unanimously.

The Convention Public Relations Committee Report is presented by Brother Peter Leasca (attached).

A motion is put forward by Brother Alex Orphanos to accept the Convention Public Relations Committee Report and is seconded by Brother Dalton Respass.
The motion passes unanimously.

The Convention Membership Committee Report is presented by Brother Alex Orphanos (attached).

A motion is put forward by Brother Dalton Respass to accept the Convention Membership Committee Report, and is seconded by Brother Constantine Calliontzis.
The motion passes unanimously.

OLD BUSINESS

None

NEW BUSINESS

2015 “New England Regional Conference” Convention Participation

A motion is put forward by Brother Alex Orphanos the 2015 District 8 Convention be held in conjunction with the biennial “New England Regional Conference”. The motion is seconded by Brother Ted Nikolopoulos.
Motion carries unanimously.

84th District 8 Convention in 2016 Host City

A motion is put forward by Brother Constantine Calliontzis that Lynn Aristides Chapter 50 host the 2016 District 8 Convention, and is seconded by Brother Alex Orphanos.
The motion passes unanimously.

Elections to the District Scholarship Committee

The convention is informed that the three year term on the District Scholarship Committee held by Brother Chris Singas has expired.

Brother Adam Zapris is nominated by Brother Frank Fotis to serve a term of three years on the District 8 Scholarship Committee.

Brother Zapris accepts the nomination.

There are no other nominations.

The Convention Chair directs the Convention Secretary to cast one vote for the nominee.

Scholarship Committee Members are:

Peter Katsos	through 2015
Michael Krikonis	through 2015
Theodore Nikolopoulos	through 2016
Adam Zapris	through 2017

Elections to the District Charitable Committee

The convention is informed that the three year term on the District Charitable Committee held by Brother George Economou has expired.

Brother Peter Leasca is nominated by Brother Frank Fotis to serve a term of three years on the District Charitable Committee.

Brother Leasca accepts the nomination.

There are no other nominations.

The Convention Chair directs the Convention Secretary to cast one vote for the nominees.

Charitable Committee Members are:

Steve Michaelides	through 2015
Alex Geourntas	through 2016
Nicholas Calufi	through 2016
Peter Leasca	through 2017

Elections to the District Public Relations Committee

The convention is informed that the three year term on the District Public Relations Committee held by Brother Chris Alex has expired.

Brother Chris Alex is nominated by Brother Demetrios Vidalis to serve a term of three years on the District Public Relations Committee.

Brother Alex accepts the nomination.

There are no other nominations.

The Convention Chair directs the Convention Secretary to cast one vote for the nominee.

Public Relations Committee Members are:

Joseph Coutlis	through 2015
Jason Vergados	through 2016
Chris Alex	through 2017

ELECTIONS OF DISTRICT 8 LODGE OFFICERS

The convention is informed of the seven District Lodge offices that need to be elected.

District 8 Governor

Brother Demetrios G. Vidalis is nominated by Brother Gabriel Vidalis for the position of District 8 Governor.

Brother Vidalis accepts the nomination.

There are no other nominations.

The Convention Chair directs the Convention Secretary to cast one vote for the nominee.

District 8 Lieutenant Governor

Brother Alex Orphanos is nominated by Brother Frank Fotis for the position of District 8 Lieutenant Governor.

Brother Orphanos accepts the nomination.

There are no other nominations.

The Convention Chair directs the Convention Secretary to cast one vote for the nominee.

District 8 Secretary

Brother Anastasios Miliotis is nominated by Brother Frank Fotis for the position of District 8 Secretary.

Brother Miliotis accepts the nomination.

There are no other nominations.

The Convention Chair directs the Convention Secretary to cast one vote for the nominee.

District 8 Treasurer

Brother John Abate is nominated by Brother Frank Fotis for the position of District 8 Treasurer.

Brother Abate accepts the nomination.

There are no other nominations.

The Convention Chair directs the Convention Secretary to cast one vote for the nominee.

District 8 Marshal

Brother Basil Patsios is nominated by Brother Frank Fotis for the position of District 8 Marshal.

Brother Patsios accepts the nomination.

There are no other nominations.

The Convention Chair directs the Convention Secretary to cast one vote for the nominee.

District 8 Warden

Brother Dalton Respass is nominated by Brother Alex Orphanos for the position of District 8 Warden.

Brother Respass accepts the nomination.

There are no other nominations.

The Convention Chair directs the Convention Secretary to cast one vote for the nominee.

District 8 Athletic Director

Brother George Papalambros is nominated by Brother Frank Fotis for the position of District 8 Athletic Director.

Brother Papalambros accepts the nomination.

There are no other nominations.

The Convention Chair directs the Convention Secretary to cast one vote for the nominee.

For the good of the Order


- Brother Peter Leasca urges Brothers to contribute, in memory of Brother Peter L. Bell, U.S. Army Sergeant, WWII, for a brick in the Veterans Walk in Worcester, MA. The Brothers present responded by contributing \$115 for the cause.
- Brothers from the chapters represented at the convention presented updates on their respected chapters (attached).

A motion is put forward by Brother Demetrios G. Vidalis that **“the convention adjourn,”** and is seconded by Brother Theodore Nikolopoulos.

The motion passes unanimously.

The 82nd Bay State District 8 Convention of 2014 adjourns at 4:30pm on June 14, 2014.

Prepared and respectfully submitted by the Secretary of the 82nd District 8 Convention,



Brother Demetrios G. Vidalis

June 14, 2014

**82nd AHEPA BAY STATE DISTRICT 8 CONVENTION
ATTENDANCE**

Delegates

- | | |
|---|---|
| ➤ Boston, Athens Chapter 24
Chris G. Alex
Gabriel Vidalis | ➤ Worcester, Peter L. Bell Chapter 80
Charles P. Kiritsy
George P. Leasca |
| ➤ Haverhill, Acropolis Chapter 39
Byron Chopas
James Tzitzon | ➤ Watertown, Harris J. Booras Chapter 406
Athan E. Galanis
Demetrios Tsatsarones
Athanasios A. Vulgaropoulos
Adam D. Zapris |
| ➤ Lynn, Aristides Chapter 50
Peter C. Katsos
Charlie Speridakos | |

DISTRICT LODGE

Frank P. Fotis, District Governor
Demetrios G. Vidalis, District Lt. Governor
Anastasios N. Miliotis, District Secretary
John A. Abate, District Treasurer, PDG
Alex Orphanos, District Warden
Basil Patsios, District Marshal
George Papalambros, District Athletic Director

PAST DISTRICT GOVERNORS

Constantine P. Calliontzis, Supreme Board of Trustees, PSG
Peter G. Leasca, PSG
Theodore G. Nikolopoulos, PDG
Dalton Respass, PSG

GUESTS

Nicholas Nikas, AHEPA Supreme Governor (region 4)
Vasilios Mallios, Sons of Pericles Supreme Governor

42% of the year is gone	As of May 31, 2014									
	Chapter	Chapter/City	Initiated This Year	Reinstated This Year	Total Paid Thru CY-1 Owing for CY-1, CY	Total Paid Thru CY-1 Owing for CY-1, CY	Currently Paid Thru CY Members	Total Life Thru CY Members	Paid Thru CY + Life Members	
	2014	2014	2014	2014	2014	2014	2014	2014	2014	
A024 Boston, MA	0	0	5	69	85	8	93	93		
A038 Brookline, MA	0	0	1	0	0	1	1	1		
A039 Haverhill, MA	2	0	0	1	27	2	29	29		
A047 Lawrence, MA	1	0	0	15	1	1	2	2		
A050 Lynn, MA	2	0	3	13	26	5	31	31		
A057 Brockton, MA	2	0	3	13	12	3	15	15		
A080 Worcester, MA	2	2	13	47	91	12	103	103		
A085 Chicopee, MA	0	0	0	24	7	8	15	15		
A102 Lowell, MA	2	0	8	118	7	7	14	14		
A105 Marlboro, MA	0	0	7	44	0	6	6	6		
A119 Salem, MA	0	0	0	0	0	0	0	0		
A176 Woburn, MA	0	0	0	0	0	3	3	3		
A362 Clinton, MA	0	0	0	3	0	4	4	4		
A376 Webster, MA	0	0	0	13	0	9	9	9		
A406 Watertown, MA	2	0	1	23	48	3	51	51		
A483 Cape Cod, MA	0	0	18	13	9	2	11	11		
District 08	13	2	59	396	313	74	387	387		

vs. Interpolated 2013 YTD					
May31	2013	2014	Y-Y Growth %	2014	Y-Y Growth %
	86	7	8%		
	1	0	0%		
	28	1	4%		
	1	1	100%		
	20	11	55%		
	14	1	7%		
	108	-5	-5%		
	8	7	88%		
	7	7	100%		
	6	0	0%		
	0	0	n/a		
	3	0	0%		
	4	0	0%		
	10	-1	-10%		
	63	-12	-19%		
	4	7	175%		
	363	24	7%		

vs. Full Year 2013					
FY Actual	2013	2014	FY Growth %	2014	FY Growth %
	158	-65	-41%		
	1	0	0%		
	29	0	0%		
	17	-15	-88%		
	41	-10	-24%		
	24	-9	-38%		
	149	-46	-31%		
	39	-24	-62%		
	132	-118	-89%		
	6	0	0%		
	0	0	n/a		
	3	0	0%		
	7	-3	-43%		
	22	-13	-59%		
	76	-25	-33%		
	24	-13	-54%		
	728	-341	-47%		

vs. 2014 FY Goal					
FY Goal	2014	2014	Difference from Goal	2014	% of Goal
	160	-67	-58%		
	1	0	100%		
	30	-1	97%		
	18	-16	11%		
	42	-11	74%		
	25	-10	60%		
	150	-47	69%		
	40	-25	38%		
	133	-119	11%		
	6	0	100%		
	0	0	n/a		
	3	0	100%		
	7	-3	57%		
	23	-14	39%		
	77	-26	66%		
	29	-18	38%		
	744	-357	52%		

Chapter	Chapter/City	Actual Year End Membership										Goal	Growth y-y%
		2008	2009	2010	2011	2012	2013	2014					
A024 Boston, MA	92	112	146	172	164	158	160	1.3%					
A038 Brookline, MA	1	2	2	2	2	1	1	0.0%					
A039 Haverhill, MA	26	32	25	39	32	29	30	3.4%					
A047 Lawrence, MA	20	19	18	17	16	17	18	5.9%					
A050 Lynn, MA	46	41	31	31	34	41	42	2.4%					
A057 Brockton, MA	14	15	16	18	11	24	25	4.2%					
A080 Worcester, MA	153	153	169	166	151	149	150	0.7%					
A085 Chicopee, MA	45	60	56	46	14	39	40	2.6%					
A102 Lowell, MA	37	42	72	101	108	132	133	0.8%					
A105 Marlboro, MA	12	109	110	82	57	6	6	0.0%					
A119 Salem, MA	42	0	0	0	0	0	0	n/a					
A176 Woburn, MA	3	14	12	3	3	3	3	0.0%					
A362 Clinton, MA	8	8	10	10	7	7	7	0.0%					
A376 Webster, MA	24	24	24	24	23	22	23	4.5%					
A406 Watertown, MA	48	37	54	55	62	76	77	1.3%					
A483 Cape Cod, MA	54	59	63	45	40	24	29	20.8%					
District 08	625	727	808	811	724	728	744	2.2%					

Chapter Goal Development					
Method 1: Weighted Avg (Last 2 yrs) = 0.66*2013 + 0.34*2014	2013	2014	2014	2014	Final Goal
	160	159	160	160	160
	1	1	1	1	1
	30	30	30	30	30
	17	18	18	18	18
	39	42	42	42	42
	20	25	25	25	25
	150	150	150	150	150
	31	40	40	40	40
	124	133	133	133	133
	6	6	6	6	6
	0	0	0	0	0
	3	3	3	3	3
	7	7	7	7	7
	22	23	23	23	23
	71	77	77	77	77
	29	25	29	29	29
	710	739	744	744	744
	0	0	0	0	0

82nd BAY STATE DISTRICT # 8 CONVENTION 2014

Date: Saturday, June 14, 2014

District Governor's Report

As District Governor I had the honor and pleasure of visiting several Chapters in the District, some multiple times, during this past year. I wish to thank the Chapter Presidents for inviting me to their meetings, for their hospitality, goodwill and for affording me the opportunity to initiate new Chapter members. I enjoyed these visits and I remain grateful to the Chapter Presidents, the Officers and members.

During these visits, I observed the way the Officers and members interacted, the plans they drew for their various Chapter activities and their dedication to fellowship and work towards the betterment of their Chapter and of Ahepa.

I was given the opportunity to address the membership and found it a humbling experience to meet so many Brothers. It was a very enjoyable and rewarding experience.

I extend a special acknowledgement to Chapters who increased membership and contributed to Ahepa's National Projects.

I thank the Sons of Pericles for all their efforts and activities and congratulate them for organizing a Maids of Athena Chapter and for conducting successful fund-raising activities. They raised and donated \$9,000 to their causes. We are proud of our Sons and the leadership they display so effectively.

I want to thank the District Lodge Officers for their support and dedication to Ahepa. We had a series of District Lodge planning meetings. They are a dynamic group of Ahepans.

Two District Workshop events were held this year, which were well attended, and during which the Presidents of a number of Chapters gave reports outlining the various activities and events the Chapters were sponsoring.

The District Scholarship Committee undertook the honorable effort, once more, to receive, tabulate, evaluate and award scholarships to qualified students whose sponsors are members in good standing within our District. This year's Scholarship recipients will be introduced to us at dinner this evening. Similarly, a number of our Chapters awarded Scholarships to qualified students and rewarded them for their efforts to gain a college education.

I want to thank the District #8 Lodge of the Daughters of Penelope for hosting and organizing this year's Convention.

I thank all who participate in this Convention and wish them good deliberations.

AHEPA Bay State District 8 Convention Membership Committee Report

Saturday, June 14, 2014

The Committee recommends the following:

1. More events that people want to go to. Activity is a key element. Youthful events to build the future! Not just chapter events but District Events
2. Events that Benefit the community at large
3. Ask family to join with you.
4. Chapter President should be responsible for the chapter membership every year to increase every year.
5. Presidents of Chapters need to see that the attitude they have directly affects membership.
6. Making sure every member pay their dues or is billed. If they don't pay bill make sure that they are visited and positively engaged.
7. Communicate better to members. We want you to be active and pay your dues so that you can be included in the great things that AHEPA does around the world so that you can say you are a part of this great organization.
8. If you give responsibility to a member you are able to retain the members easier more often than not.
9. Where do I belong? Who am I? First step to get involved. Worry about both.
10. It's very important to show what National is doing.
11. Attention to National and Push for members to pay. Be proactive and give members responsibility.
12. Suggestion: Sons and Son-in-laws having an event to honor them. It would be a sort of passing of the torch event. Honoring these people will bring members back to their respective chapters. From Father to Son. Father to Son-in-law etc.
13. Ways of having more fun at meetings.
14. Information Pamphlets
15. Mailings
16. Door to Door
17. Phone Calls
18. Reaching out to Church Communities to start new chapters or join local existing ones.
19. Online with Social Media and Email Blasts
20. Building a Sons chapter and creating the next generation of AHEPA

Respectfully Signed and Submitted:

Alex Orphanos (Boston Chapter)
Charlie Speridakos (Lynn Chapter)
Nicholas Nikas (Supreme governor)

**District Lodge Bay State
District #8 Order of AHEPA
Income and Disbursement Statement
For the Period**

May 19, 2013-- June 14, 2014

Income

Website Work	\$250.00
NERC	\$775.00
Ahepa Hdq. P.C. Tax Rebate	\$1,302.00
District #8 Workshop Fees	\$250.00
District #8 Float Donations	\$400.00
Ahepa Hdq. Supreme Conv. Delegates	\$20.00
General Donation	\$10.00
AHEPA Pin	<u>\$80.00</u>
Total	<u>\$3,087.00</u>

Disbursements

District #8 Governor's Expenses	\$1,199.58
District #8 Float Expense	\$1,300.00
Greek Independence Parade Fee	\$200.00
District #8 Workshop Expenses	\$164.02
Reimbursement for 3/22/14 deposit for pins . D.G. paid for.	\$80.00
Bank Charge	\$6.00

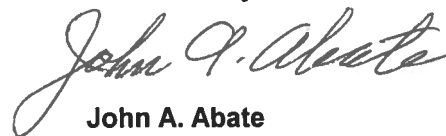
Total \$2,949.60

Net PROFIT \$137.40

Checking a/c bal 5/18/13	\$9,161.56
Net Profit	\$137.40
Checking a/c bal 6/14/14	<u>\$ 9,298.96</u>

Bank Balance 5/31/14	\$10,366.96
Less; o/s check #734 & ck#742	<u>(\$1,068.00)</u>
Deposit in transit	
Checking a/c Bal. 6/14/14	<u>\$9,298.96</u>

Submitted by:



**John A. Abate
District Treasurer**

ORDER OF AHEPA DISTRICT # 8
SCHOLARSHIP COMMITTEE REPORT

TO THE DELGATES & ALTERNATES OF THE AHEPA DISTRICT # 8 CONVENTION

IT IS WITH GREAT PLEASURE THAT I SUBMIT THE FOLLWING ON BEHALF OF THE AHEPA DISTRICT # 8 SCHOLARSHIP COMMITTEE

THIS YEAR A TOTAL OF 26 APPLICATIONS FOR THE SCHOLARSHIP PROGRAM WERE RECEIVED, OF WHICH, 17 WERE HIGH SCHOOL SENIORS AND 9 WERE COLLEGE UNDERGRATUATES.

AFTER REVIEWING THE APPLICATIONS FOR ELIGIBILITY AND COMPLETENESS ,22 APPLICANTS MET THE SCHOLARSHIP PROGRAM REQUIREMENTS. THEY WERE SUBMITTED TO THE EVALUATOR FOR HIS INDEPENDENT REVIEW AND SELECTION.

THE SCHOLARSHIP RECIPIENTS WERE NOTIFIED AND WERE INVITED TO BE OUR GUESTS TO THE DISTRICT CONVENTION BANQUET.

THE TOTAL AMOUNT TO BE AWARDED THIS YEAR IS \$20,300.00 WHICH, \$1,000.00 IS PAID BY THE AHEPA NATIONAL EDUCATION FOUNDATION.

IT HAS ONCE AGAIN BEEN MY PLEASURE SERVING ON THE AHEPA DISTRICT # 8 SCHOLARSHIP COMMITTEE.

RESPECTFULLY SUBMITTED,


TED NIKOLOPOULOS

DISTRICT # 8 SCHOLARSHIP CHAIRMAN

ORDER OF AHEPA

DISTRICT #8 SCHOLARSHIP PROGRAM

LIST OF 2014 SCHOLARSHIP AWARD WINNERS

ANASTASIA KOURTIS	\$2,000.00	NEEDHAM, MA
ANDREAS SIALATIS	\$1,500.00	HAVERHILL, MA
HOPE SINGAS	\$1,500.0	JEFFERSON, MA
KAROLINA ATSALIS	\$1,000.00	WEST HYANNISPORT, MA
CATERINA SINGAS	\$1,000.00	JEFFERSON, MA
SUSAN KOURTIS	\$1,000.00	NEEDHAM, MA
CATHERINE XENAKIS	\$1,000.00	HAVERHILL, MA
ELENA BLATUS	\$850.00	DRACUT, MA
MIKAYLA SINGAS	\$850.00	JEFFERSON, MA
TIFFANY MOSHO	\$850.00	BOXFORD, MA
ZACHARY BROWN	\$850.00	HAVERHILL, MA
HARALAMBOS EXARHOPOULOS	\$800.00	LOWELL, MA
ANDREW KERRICK	\$750.00	LOWELL, MA
ZOE KIRITSY	\$750.00	BOYLSTON, MA
ELENA MOUDIOS	\$750.00	WORCESTER, MA
STEPHANIE GULEZIAN	\$1,000.00	TYNGSBORO, MA
YIANNIS RIZOS	\$750.00	SOUTHAMPTON, MA
GRAMMATIKI PAPADOPOULOS	\$750.00	BELMONT, MA
GEORGIOS HATZIPETROU	\$750.00	WELLESLEY, MA
JOHN MOSHO	\$600.00	BOXFORD, MA
SOTERIA ZOUZAS	\$500.00	CHELMSFORD, MA
REBECKA ATSALIS	\$500p.00	WEST HYANNISPORT, MA

Performance Report for:

AHEPA DISTRICT #8 SCHOLARSHIP
6/9/2014

GEORGE P LEASCA
Financial Advisor

100 FRONT ST 15TH FL
WORCESTER, MA 01608
Phone: (508) 751-5654

This Performance Report may show the consolidated performance of some, but not necessarily all, of your Morgan Stanley accounts. In addition, it may show the full performance history of your accounts or just the performance of your accounts since inception in their current Morgan Stanley programs. In some cases, it may show the combined performance of brokerage accounts and advisory accounts (for more information about the differences between brokerage and advisory accounts, please refer to the Glossary of Terms contained at the end of this report). **It is important that you understand the combination of accounts and account histories that are included in this Performance Report. Upon your request, performance information can be obtained for other accounts you may have at Morgan Stanley, but which are not shown here.**

Accounts included in this Performance Report may have had different investment objectives, been subject to different rules and restrictions, and incurred different types of fees, mark-ups, commissions, and other charges. Accordingly, the performance results for this portfolio may blend the performance of assets and strategies that may not have been available in all of your accounts at all times during the reporting period. Please consult your Morgan Stanley Financial Advisor for more information about the fees and expenses applicable to the accounts included in this Performance Report.

The following account(s) have been included in this performance report:
357 901009, 357 902167

This report is not an official statement. The information contained in this report is not complete without the required disclaimer and glossary, which you should read carefully. The information in this report should not be considered as the sole basis for any investment decision.

ACTIVE ASSETS ACCOUNT
Executive Summary

AHEPA DISTRICT #8 SCHOLARSHIP
357 901009 208 / PORTFOLIO MANAGEMENT / AAA

GEORGE P LEASCA
(508) 751-5654

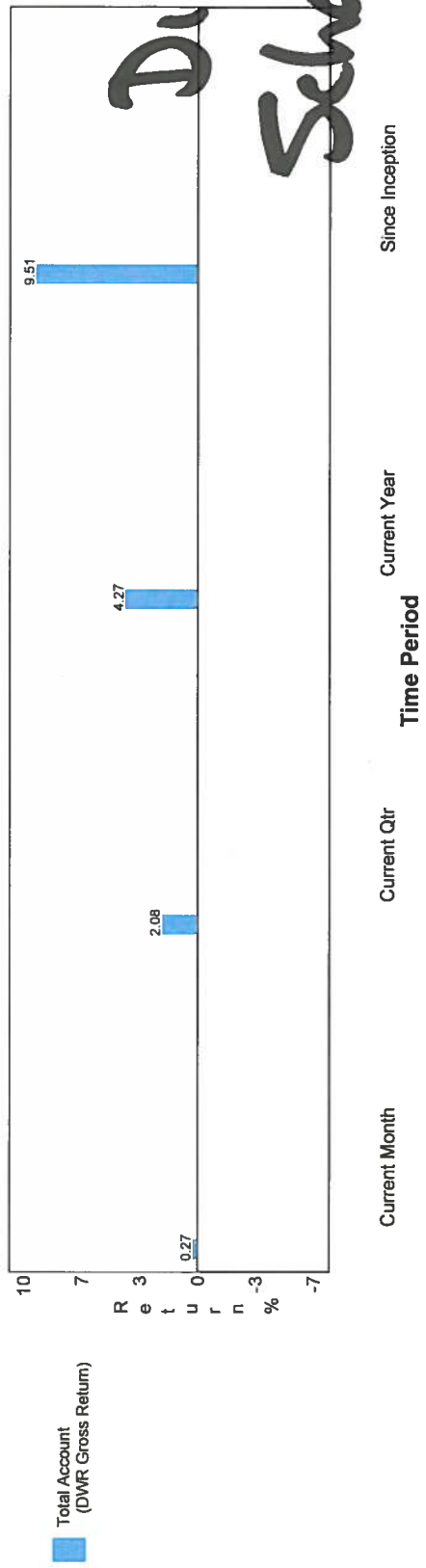
Morgan Stanley

Dollar Weighted Return (DWR)
June 06, 2014

Change In Portfolio

	Current Month (\$) 5/31/14 - 5/5/14	Current Qtr (\$) 3/31/14 - 5/5/14	Current Year (\$) 12/31/13 - 5/5/14	Since Inception (\$) 6/20/13 - 5/5/14
Total Beginning Value (Includes accrued income)	282,920.34	279,939.42	283,582.36	273,060.09
Net Contributions/Withdrawals	0.00	(1,250.00)	(10,050.00)	(11,454.42)
Net Invested Capital	282,920.34	278,689.42	273,532.36	261,605.67
Net Portfolio Appreciation	750.55	4,981.47	10,138.53	22,065.22
Total Ending Value (Includes accrued income)	283,670.89	283,670.89	283,670.89	283,670.89
Cumulative Total Account (DWR Net Return)	0.27	1.78	3.66	8.19

Performance History



Comparative Performance Returns

Total Account (DWR Gross Return)	Current Month (%) 5/31/14 - 5/5/14	Current Qtr (%) 3/31/14 - 5/5/14	Current Year (%) 12/31/13 - 5/5/14	Since Inception (%) 6/20/13 - 5/5/14
	0.27	2.08	4.27	9.51

* Comparative performance starts at the first month-end after inception.

Performance for all periods greater than one year is annualized

Top 10 Holdings

Security	Symbol	Current Value (\$)	% of Port	Sector
MS ACTIVE ASSETS MONEY TRUST	AAMT	24,009.86	8.50	UNCLASSIFIED
CREDIT SUISSE NEW YORK		22,776.00	8.06	Corporate Bonds
ROYAL BANK OF SCOTLAND		21,478.80	7.60	Corporate Bonds
GOLDMAN SACHS GROUP INC		17,038.98	6.03	Corporate Bonds
FRANKLIN INCOME ADV	FRIAX	17,027.87	6.03	Other
AMERICAN ELECTRIC POWER CO	AEP	14,707.04	5.21	Utilities
AT&T INC	T	12,046.88	4.27	Telecommunication Services
FRANKLIN RISING DIVIDENDS ADV	FRDAX	11,327.44	4.01	Other
GENERAL ELECTRIC CAPITAL CORP		11,172.10	3.96	Corporate Bonds
FIDELITY ADV REAL ESTATE INC I	FRIRX	10,635.68	3.77	Other

Gain & Loss Summary as of 6/6/14

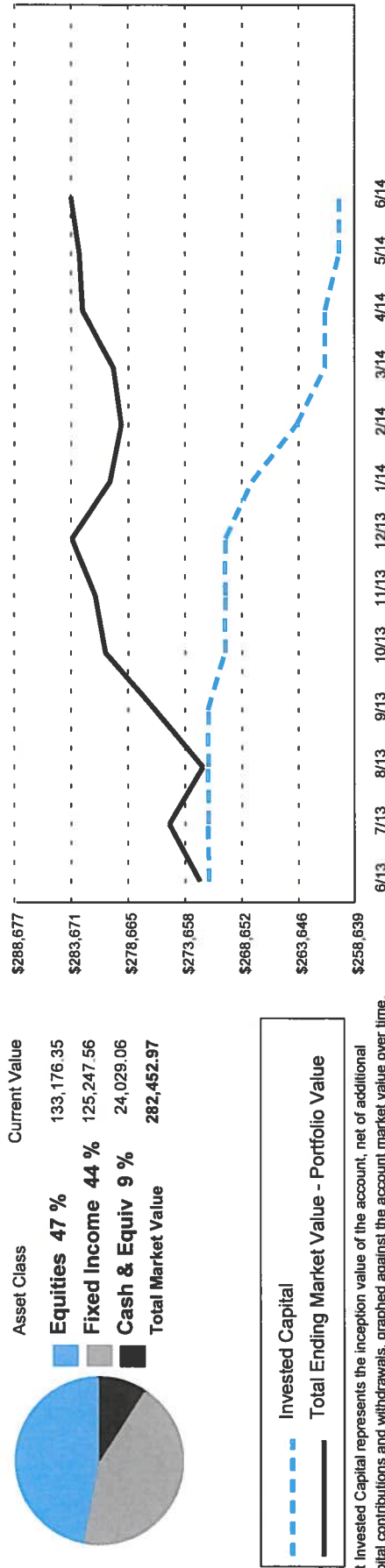
	Total Cost (\$)	Market Value (\$)	G(L) Amount (\$)
Unrealized			
Short-term Gains & Losses	163,693.99	175,350.44	11,656.45
Long-term Gains & Losses	78,878.95	83,073.48	4,194.53
Total	242,572.94	258,423.92	15,850.98
Realized			
Short-term Gains & Losses	23,677.86	28,858.83	5,180.97
Long-term Gains & Losses	0.00	0.00	0.00
Total	23,677.86	28,858.83	5,180.97

Unrealized Gain and Loss excludes tax lots with a market value of \$0 and the Market Value column excludes Money Market and Cash positions.

Allocation as of June 6, 2014



Net Invested Capital



Net invested Capital represents the inception value of the account, net of additional capital contributions and withdrawals, graphed against the account market value over time.

	Period Start Date	Period End Date	Total Beginning Value(\$)	Net Contributions & Withdrawals(\$)	Net Portfolio Appreciation(\$)	Total Ending Value(\$)	Account		SP500	
							Period Return(%)	Cumulative Return(%)	Period Return(%)	Cumulative Return(%)

History:

2013	06/20/2013	12/31/2013	273,060.09	(1,404.42)	11,926.69	283,582.36	5.04	5.04	14.75	14.75
2014 YTD	01/01/2014	06/06/2014	283,582.36	(10,050.00)	10,138.53	283,670.89	4.29	9.54	6.44	22.14

Cumulative Return Since Inception 9.54

22.14

Annualized Return Since Inception 9.54

22.14

Please Note: Since Inception Gross Time-Weighted performance (account and index performance) is measured from the first month end following inception date for the following accounts: Fiduciary Services, Consulting Group, Portfolio Management and Consolidated accounts opened prior to May 1, 2003, and all TRAK Fund Solution accounts.

Quantity	Security/ Symbol/Ratings	S&P/Moody's	Average Cost (\$)	Total Cost (\$)	Current Price (\$)	Current Market Value (\$)	Unrealized Gain/Loss (\$)	Percent of Assets (%)	Annual Income (\$)	Current Yield (%)
Equities										
Consumer Discretionary										
50	MC DONALDS CORP MCD		96.10	4,805.00	101.96	5,098.00	293.00	1.80	162.00	3.17
Total Consumer Discretionary										
				4,805.00		5,098.00	293.00	1.80	162.00	3.17 ¹
Consumer Staples										
100	PROCTER & GAMBLE PG		76.39	7,638.73	80.03	8,003.00	364.27	2.83	257.40	3.21
Total Consumer Staples										
				7,638.73		8,003.00	364.27	2.83	257.40	3.21 ¹
Energy										
200	KINDER MORGAN INCORP KMI		33.74	6,747.26	35.08	7,016.00	268.74	2.48	336.00	4.78
Total Energy										
				6,747.26		7,016.00	268.74	2.48	336.00	4.78 ¹
Financials										
100	BB & T CORP BBT		37.57	3,756.50	38.69	3,869.00	112.50	1.37	96.00	2.48
63	ISHARES US REAL ESTATE ETF IYR		63.44	3,996.72	72.75	4,583.25	586.53	1.62	161.85	3.53
100	JPMORGAN CHASE & CO JPM		58.61	5,860.99	56.97	5,697.00	(163.99)	2.02	160.00	2.80
Total Financials										
				13,614.21		14,149.25	535.04	5.01	417.85	2.95 ¹
Health Care										
100	MERCK & CO INC NEW COM MRK		55.79	5,578.57	57.85	5,785.00	206.43	2.05	176.00	3.04
100	BRISTOL MYERS SQUIBB CO BMY		54.67	5,467.00	47.25	4,725.00	(742.00)	1.67	144.00	3.04
Total Health Care										
				11,045.57		10,510.00	(535.57)	3.72	320.00	3.04 ¹
Telecommunication Services										

Quantity	Security/ Symbol/Ratings	S&P/Moody's	Average Cost (\$)	Total Cost (\$)	Current Price (\$)	Current Market Value (\$)	Unrealized Gain/Loss (\$)	Percent of Assets (%)	Annual Income (\$)	Current Yield (%)
344	AT&T INC T		34.79	11,966.56	35.02	12,046.88	80.32	4.27	632.96	5.25
Total Telecommunication										
	170 UTILITIES SEL SECT SPDR FUND XLU		36.93	6,277.42	43.08	7,323.60	1,046.18	2.59	250.07	3.41
44	SEMPRA ENERGY SRE		89.17	3,923.48	100.71	4,431.24	507.76	1.57	116.16	2.62
40	NEXTERA ENERGY INC COM NEE		93.51	3,740.40	97.44	3,897.60	157.20	1.38	116.00	2.97
272	AMERICAN ELECTRIC POWER CO AEP		44.00	11,987.10	54.07	14,707.04	2,739.94	5.21	544.00	3.69
Total Utilities										
				25,908.40		30,359.48	4,451.08	10.75	1,026.23	3.37 ¹
Other										
56	ISHARES SELECT DIVIDEND ETF DVI		70.81	3,965.36	76.05	4,258.80	293.44	1.51	124.71	2.92
73	ISHARES HIGH DIVID ETF HDV		68.45	4,996.85	74.40	5,431.20	434.35	1.92	164.76	3.03
282	GOLDMAN SACHS RISING DIV/GW I GSRLX		17.82	5,034.72	20.96	5,920.68	885.96	2.10	64.40	1.08
147	ISHARES MSCI USA MIN VOL ETF USMV		33.89	4,981.83	37.25	5,475.75	493.92	1.94	122.30	2.23
71	VANGUARD DIVIDEND APPRECIATION VIG		69.87	4,960.77	78.27	5,557.17	596.40	1.97	101.46	1.82
313	PUTNAM CONVERT SECURITIES Y PCGYX		22.85	7,145.07	25.66	8,022.70	877.63	2.84	195.72	2.43
225	FRANKLIN RISING DIVIDENDS ADV FRDAX		45.30	10,174.14	50.43	11,327.44	1,153.30	4.01	234.95	2.07
Total Other										
				41,258.74		45,993.74	4,735.00	16.29	1,008.30	2.19 ¹
Total Equities										
				122,984.47		133,176.35	10,191.88	47.15	4,160.74	3.12 ¹
Fixed Income										

Quantity	Security/ Symbol/Ratings	S&P/Moody's	Average Cost (\$)	Total Cost (\$)	Current Price (\$)	Current Market Value (\$)	Unrealized Gain/Loss (\$)	Percent of Assets (%)	Annual Income (\$)	Current Yield (%)
Corporate Bonds										
20,000	ROYAL BANK OF SCOTLAND A-/BAA1		102.26	20,452.11	107.39	21,478.80	1,026.69	7.60	950.00	4.42
10,000	PITNEY BOWES INC BBB/BAA2		104.96	10,496.21	106.08	10,607.60	111.39	3.76	475.00	4.47
20,000	CREDIT SUISSE NEW YORK BBB+/BAA2		106.40	21,279.56	113.88	22,776.00	1,496.44	8.06	1,200.00	5.26
14,000	GOLDMAN SACHS GROUP INC A-/BAA1		112.24	15,713.89	121.71	17,038.98	1,325.09	6.03	1,050.00	6.16
10,000	GENERAL ELECTRIC CAPITAL CORP AA+/A1		109.37	10,937.18	111.72	11,172.10	234.92	3.96	545.00	4.87
Total Corporate Bonds				78,878.95		83,073.48	4,194.53	29.41	4,220.00	5.07 ¹
Other										
105	ISHARES S&P US PFD STK IDX FD		37.99	3,988.44	39.39	4,135.95	147.51	1.46	274.79	6.64
895	FIDELITY ADV REAL ESTATE INC I		11.79	10,551.53	11.88	10,635.68	84.15	3.77	487.92	4.58
6,730	FRANKLIN INCOME ADV		2.34	15,763.28	2.53	17,027.87	1,264.59	6.03	854.76	5.01
1,094	LORD ABBETT FLT RT F		9.51	10,406.27	9.48	10,374.58	(31.69)	3.67	467.29	4.50
Total Other				40,709.52		42,174.08	1,464.56	14.93	2,084.76	4.94 ¹
Total Fixed				119,588.47		125,247.56	5,659.09	44.34	6,304.76	5.03 ¹
Cash and Equivalents										

Morgan Stanley

Quantity	Security Symbol/Ratings	S&P/Moody's	Average Cost (\$)	Total Cost (\$)	Current Price (\$)	Current Market Value (\$)	Unrealized Gain/Loss (\$)	Percent of Assets (%)	Annual Income (\$)	Current Yield (%)
Unclassified										
19	CASH				1.00	19.20		0.01	0.00	0.00
24,010	MS ACTIVE ASSETS MONEY TRUST				1.00	24,009.86		8.50	0.00	0.00
Total Cash						24,029.06		8.51	0.00	0.00 ¹
Total				242,572.94		282,452.97	15,850.97	100.00	10,465.50	3.70 ¹

1 Weighted Average
 2 Quantity Discrepancy
 3 Missing Cost Basis

GEORGE P LEASCA
(508) 751-5654

AHEPA-DISTR. 8
357 902167 208 / PORTFOLIO MANAGEMENT / AAA

ACTIVE ASSETS ACCOUNT
Executive Summary

Dollar Weighted Return (DWR)
June 06, 2014

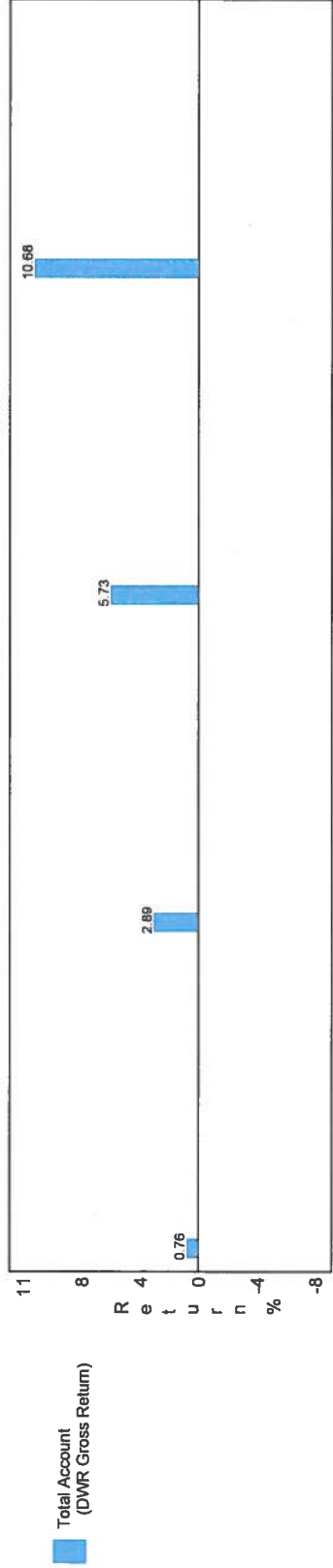
Morgan Stanley

Change In Portfolio

	Current Month (\$) 5/31/14 - 6/6/14	Current Qtr (\$) 3/31/14 - 6/6/14	Current Year (\$) 12/31/13 - 6/6/14	Since Inception (\$) 5/20/13 - 6/6/14
Total Beginning Value (includes accrued income)	275,363.22	271,932.94	268,131.20	257,607.19
Net Contributions/Withdrawals	0.00	(1,500.00)	(4,250.00)	(4,138.47)
Net Invested Capital	275,363.22	270,432.94	263,881.20	253,468.72
Net Portfolio Appreciation	2,086.68	7,016.96	13,568.70	23,981.18
Total Ending Value (includes accrued income)	277,449.90	277,449.90	277,449.90	277,449.90
Cumulative Total Account (DWR Net Return)	0.76	2.59	5.11	9.35

Peter Bell

Performance History



Comparative Performance Returns

	Current Month (%) 5/31/14 - 6/6/14	Current Qtr (%) 3/31/14 - 6/6/14	Current Year (%) 12/31/13 - 6/6/14	Since Inception (%) 5/20/13 - 6/6/14
Total Account (DWR Gross Return)	0.76	2.89	5.73	10.68

* Comparative performance starts at the first month-end after inception.

Performance for all periods greater than one year is annualized

Dollar Weighted Return (DWR)
 June 06, 2014

Top 10 Holdings

Security	Symbol	Current Value (\$)	% of Port	Sector
J.P. MORGAN CHASE CO		26,079.50	9.42	Corporate Bonds
MS ACTIVE ASSETS MONEY TRUST	AAMT	24,723.85	8.93	UNCLASSIFIED
FIDELITY ADV REAL ESTATE INC I	FRIRX	16,425.60	5.93	Other
LORD ABBETT FLT RT F	LFRFX	15,680.43	5.66	Other
GOLDMAN SACHS RISING DIV GW I	GSRLX	15,039.26	5.43	Other
AMERICAN ELECTRIC POWER CO	AEP	14,815.18	5.35	Utilities
ISHARES MSCI USA MIN VOL ETF	USMV	13,857.00	5.00	Other
ISHARES HIGH DIVID ETF	HDV	13,392.00	4.84	Other
J.P. MORGAN EQUITY INC SEL	HLIEX	12,150.61	4.39	Other
AT&T INC	T	11,871.78	4.29	Telecommunication Services

Gain & Loss Summary as of 6/6/14

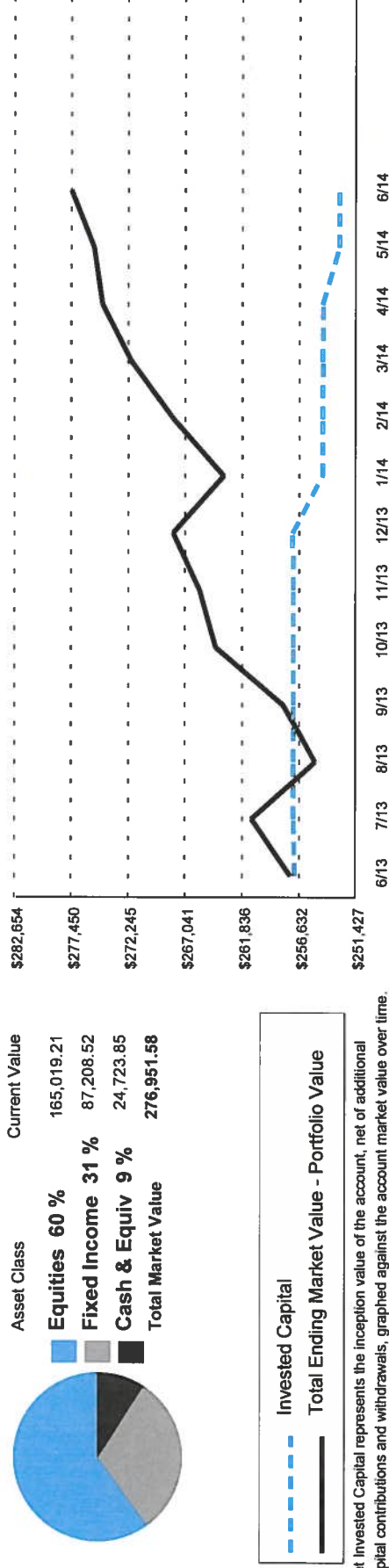
	Total Cost (\$)	Market Value (\$)	G(L) Amount (\$)
Unrealized			
Short-term Gains & Losses	197,180.74	215,779.74	18,599.00
Long-term Gains & Losses	35,762.75	36,448.00	685.25
Total	232,943.49	252,227.74	19,284.25
Realized			
Short-term Gains & Losses	8,940.64	10,467.78	1,527.14
Long-term Gains & Losses	0.00	0.00	0.00
Total	8,940.64	10,467.78	1,527.14

Unrealized Gain and Loss excludes tax lots with a market value of \$0 and the Market Value column excludes Money Market and Cash positions.

Allocation as of June 6, 2014



Net Invested Capital



Net invested Capital represents the inception value of the account, net of additional capital contributions and withdrawals, graphed against the account market value over time.

Morgan Stanley

Annual Performance Summary
 Time Weighted Performance
 Calendar Year Report - Gross Return
 June 06, 2014

GEORGE P LEASCA
 100 FRONT ST 15TH FL
 WORCESTER, MA 01608
 (508) 751-5654

AHEPA-DISTR. 8
 357 902167 208 / PORTFOLIO MANAGEMENT / AAA

	Period Start Date	Period End Date	Total Beginning Value (\$)	Net Contributors & Withdrawals (\$)	Net Portfolio Appreciation (\$)	Total Ending Value (\$)	Account		SP500
							Period Return (%)	Cumulative Return (%)	

History:

2013	06/20/2013	12/31/2013	257,607.19	111.53	10,412.48	268,131.20	4.70	4.70	14.75	14.75
2014 YTD	01/01/2014	06/06/2014	268,131.20	(4,250.00)	13,568.70	277,449.90	5.75	10.72	6.44	22.14

Cumulative Return Since Inception

22.14

Annualized Return Since Inception

22.14

Please Note: Since Inception Gross Time-Weighted performance (account and index performance) is measured from the first month end following inception date for the following accounts: Fiduciary Services, Consulting Group, Portfolio Management and Consolidated accounts opened prior to May 1, 2003, and all TRAX Fund Solution accounts.

Quantity	Security/ Symbol/Ratings	S&P/Moody's	Average Cost (\$)	Total Cost (\$)	Current Price (\$)	Current Market Value (\$)	Unrealized Gain/Loss (\$)	Percent of Assets (%)	Annual Income (\$)	Current Yield (%)
Equities										
Consumer Staples										
199	COCA COLA CO KO		40.36	8,031.15	40.99	8,157.01	125.86	2.95	242.78	2.97
44	COLGATE PALMOLIVE CO CL		67.07	2,951.08	68.02	2,992.88	41.80	1.08	63.36	2.11
	Total Consumer Staples			10,982.23		11,149.89	167.66	4.03	306.14	2.74 ¹
Energy										
113	ONEOK INC NEW OKE		46.27	5,228.10	65.89	7,445.57	2,217.47	2.69	253.12	3.39
101	MARKWEST ENGY PTNRS LP MWE		69.44	7,012.94	64.79	6,543.79	(469.15)	2.36	351.48	5.37
158	KINDER MORGAN INCORP KMI		37.81	5,973.41	35.08	5,542.64	(430.77)	2.00	265.44	4.78
	Total Energy			18,214.45		19,532.00	1,317.55	7.05	870.04	4.45 ¹
Financials										
117	BB & T CORP BBT		34.28	4,010.21	38.69	4,526.73	516.52	1.63	112.32	2.48
89	JPMORGAN CHASE & CO JPM		55.87	4,972.43	56.97	5,070.33	97.90	1.83	142.40	2.80
	Total Financials			8,982.64		9,597.06	614.42	3.46	254.72	2.65 ¹
Health Care										
42	FIRST TRST HLTH CARE ALPHA ETF FXH		47.17	1,981.14	52.69	2,212.98	231.84	0.80	0.23	0.01
129	ABBOTT LABORATORIES ABT		38.55	4,972.40	40.05	5,166.45	194.05	1.87	113.52	2.19
	Total Health Care			6,953.54		7,379.43	425.89	2.67	113.75	1.54 ¹
Industrials										
73	FIRST TRUST INDS/PRODS ETF FXR		27.09	1,977.57	30.92	2,257.16	279.59	0.82	11.90	0.52

Quantity	Security/ Symbol/Ratings	S&P/Moody's	Average Cost (\$)	Total Cost (\$)	Current Price (\$)	Current Market Value (\$)	Unrealized Gain/Loss (\$)	Percent of Assets (%)	Annual Income (\$)	Current Yield (%)
Total Industrials										
Telecommunication Services										
339	AT&T INC T		35.28	11,958.87	35.02	11,871.78	(87.09)	4.29	623.76	5.25
Total Telecommunication										
				11,958.87		11,871.78	(87.09)	4.29	623.76	5.25 ¹
Utilities										
193	UTILITIES SEL SECT SPDR FUND XLU		36.56	7,056.06	43.08	8,314.44	1,258.38	3.00	283.90	3.41
274	AMERICAN ELECTRIC POWER CO AEP		43.81	12,003.31	54.07	14,815.18	2,811.87	5.35	548.00	3.69
Total Utilities										
				19,059.37		23,129.62	4,070.25	8.35	831.90	3.59 ¹
Other										
105	COHEN & STEERS REALTY SHS INC CSRSX		70.00	7,329.73	73.82	7,730.06	400.33	2.79	167.96	2.17
92	FIRST TRUST MULTI CAP VALUE FAB		43.38	3,990.96	47.00	4,324.00	333.04	1.56	47.20	1.09
40	FIRST TR MLD CP COR ALPHIDX ETF FNX		48.76	1,950.40	52.57	2,102.96	152.56	0.76	14.00	0.66
180	ISHARES HIGH DIVID ETF HDV		66.42	11,955.64	74.40	13,392.00	1,436.36	4.84	406.26	3.03
718	GOLDMAN SACHS RISING DIV GW I GSRLX		16.85	12,090.46	20.96	15,039.26	2,948.80	5.43	163.60	1.08
372	ISHARES MSCI USA MIN VOL ETF USMV		32.31	12,017.50	37.25	13,857.00	1,839.50	5.00	309.50	2.23
448	PUTNAM CONVERT SECURITIES Y PCGYX		22.76	10,208.08	25.66	11,506.38	1,298.30	4.15	280.71	2.43
888	JP MORGAN EQUITY INC SEL HLIEX		11.71	10,397.27	13.69	12,150.61	1,753.34	4.39	213.90	1.76
Total Other										
				69,940.04		80,102.27	10,162.23	28.92	1,603.13	2.00 ¹
Total Equities										
				148,068.71		165,019.21	16,950.50	59.59	4,615.34	2.79 ¹

Quantity	Security/ Symbol/Ratings	S&P/Moody's	Average Cost (\$)	Total Cost (\$)	Current Price (\$)	Current Market Value (\$)	Unrealized Gain/Loss (\$)	Percent of Assets (%)	Annual Income (\$)	Current Yield (%)
Fixed Income										
Corporate Bonds										
10,000	TORONTO DOMINION BANK AA-/AA1		101.96	10,195.71	103.69	10,368.50	172.79	3.74	237.50	2.29
25,000	J P MORGAN CHASE CO A/A3		102.27	25,567.04	104.32	26,079.50	512.46	9.42	787.50	3.01
Total Corporate Bonds				35,762.75		36,448.00	685.25	13.16	1,025.00	2.81 ¹
Other										
1,383	FIDELITY ADV REAL ESTATE INC I		11.46	15,851.76	11.88	16,425.60	573.84	5.93	753.53	4.58
689	PIMCO LOW DURATION P		10.28	7,079.91	10.39	7,155.16	75.25	2.58	97.10	1.35
4,545	FRANKLIN INCOME ADV		2.31	10,515.45	2.53	11,499.33	983.88	4.15	577.24	5.01
1,654	LORD ABBETT FLT RT F		9.47	15,664.91	9.48	15,680.43	15.52	5.66	706.28	4.50
Total Other				49,112.03		50,760.52	1,648.49	18.32	2,134.15	4.20 ¹
Total Fixed				84,874.78		87,208.52	2,333.74	31.48	3,159.15	3.62¹
Cash and Equivalents										
Unclassified										
24,724	MS ACTIVE ASSETS MONEY TRUST				1.00	24,723.85		8.93	0.00	0.00

Quantity	Security/ Symbol/Ratings	S&P/Moody's	Average Cost (\$)	Total Cost (\$)	Current Price (\$)	Current Market Value (\$)	Unrealized Gain/Loss (\$)	Percent of Assets (%)	Annual Income (\$)	Current Yield (%)
Total Cash										
				232,943.49		24,723.85		8.93	0.00	0.00 ¹
Total										
				232,943.49		276,951.58	19,284.24	100.00	7,774.49	2.80 ¹

1 Weighted Average
 2 Quantity Discrepancy
 3 Missing Cost Basis

This performance report has been prepared for your information only and is not a substitute for your official Morgan Stanley Smith Barney LLC account statements. Do not use the information in this report as the sole basis for investment decisions, nor take action relying on this information without confirming its accuracy and completeness. Please carefully review the attached glossary. Past performance is not a guarantee of future results.

Information is approximate: The information in this report is approximate and subject to updating, correction and other changes. We are not obligated to notify you if information changes. If there are discrepancies between your official account statement and this report, rely on your official account statement. Prices shown in your official account statement may differ from the prices shown in this report due to, among other things, different reporting methods, delays, market conditions and interruptions. Also, the figures in this report do not include all relevant costs (e.g., fees, commissions and taxes).

We obtain pricing and other information from various standard quotation services and other sources which we believe to be reliable, but we do not warrant or guarantee the accuracy or completeness of this information. The price that you would actually receive in the market for any investment may be higher or lower than the price shown in this report. The prices of securities and other investments not actively traded may be estimated or may not be available. For example:

- Bonds trading less frequently: We rely on outside pricing services or a computerized trading model, which cannot always give us actual market values.
- Annuities: Data in this report may have been provided by third party insurance carriers. (Not all insurance carriers provide data on annuities for performance calculations. The list of providers that provide data is available on request. Performance calculations are based on annuity values as of December 31, 2006 or later, depending on carrier participation.) This report might not reflect a transaction that posted at the insurance company before this reporting period. Depending on the carrier, annuities transactions may be net of certain fees or expenses.
- Alternative investments: The assets in these investments (and in corresponding benchmark indices) are difficult to value, values may be several weeks or more old, and the index values reflect pricing from multiple sources. Index values may be more up-to-date than the data for the alternative investments shown in this report. This report shows the latest generally available alternative investment and index data as of the date of this report.
- Non-traded Real Estate Investment Trusts (REITs) and certain other investments: These are illiquid and have no public markets.
- For floating rate securities, the estimated accrued interest and estimated annual income are based on the current floating coupon rate and may not reflect historic rates within the accrual period.

We are not responsible for any clerical, computational or other errors or omissions. You are responsible for promptly reviewing your report and seeking clarification about entries that you do not understand. If you do not understand an entry in this report, suspect an error, or want more details on current prices or other information, contact your Financial Advisor.

Not tax or other advice: The information in this report (including any gain and loss information) is not investment, legal, tax, accounting or other professional advice. Please contact your tax advisor to determine the appropriate information to be used in preparing your tax return. The gain and loss information in this report is not a substitute 1099 form (or any other tax form) and should not be filed with your taxes. We do not guarantee nor independently verify the accuracy of gain and loss information.

Benchmarks, charts and graphs: Benchmark indices are provided for general reference purposes only. Indices are unmanaged and do not reflect payment of any expenses, fees or sales charges an investor would pay to purchase the securities it represents. Such costs would lower performance. You cannot invest directly in an index. An index's past performance is not a guarantee of future results. Index values for certain types of investments (e.g. alternative investments) are approximate and subject to updating, correction and other changes. Charts and graphs are for illustrative purposes only and are not intended to represent the performance of any Morgan Stanley offering. If your account was inception prior to 7/2006 and contains the NASDAQ index, please note that price returns are being used from inception to 7/2006 and total returns are used from 7/2006 to present.

Use of report: This report is for your own private, non-commercial use only. You agree not to reproduce, modify, sell or distribute any information in it. Information in this report provided by Morgan Stanley Smith Barney LLC and its affiliates or third party information providers is owned by these parties. Trademarks and service marks are the property of their owners. This information and these marks are protected by intellectual property laws. All rights are reserved. Asset classifications and performance calculation methodologies can differ among the various supplemental performance reports available through us. For example, some reports calculate Time Weighted performance using a weighted or Modified Dietz approach while others use a daily approach. In addition, some reports may display Dollar Weighted Returns. These differences can generate meaningful dispersions in the performance numbers displayed on different reports.

Liability and indemnification: You agree not to hold Morgan Stanley Smith Barney LLC and its affiliates or third party information providers liable for any investment decision you make based on information in this report. You also agree to indemnify Morgan Stanley Smith Barney LLC and its affiliates and hold Morgan Stanley Smith Barney LLC and its affiliates harmless from and against any and all actions, claims, demands, losses or expenses whatsoever (including attorneys' fees and costs) resulting directly or indirectly from any breaches or violations by you of the terms and conditions on this page.

Other: This report does not contain information on DVP or margin rollop accounts carried by Morgan Stanley Smith Barney LLC. Also, all accounts with a mid-month daily fair market value at the total or asset class level below \$500 will have performance defaulted to 0% until month end. Please reference this account again when the account or asset class is above \$500 or at month end. Morgan Stanley Smith Barney LLC. Member SIPC. Positions that are not custodied at Morgan Stanley Smith Barney LLC may not be covered by SIPC.

Accrued Income

The dividends and interest earned but not yet received at both the beginning and end of each reporting period.

Advisory Account

An investment advisory relationship is designed for clients who prefer that their Financial Advisor act as an investment consultant, with their assets invested in a mutual fund asset allocation program or in a Advisory account that is directed by a professional money manager either at Morgan Stanley or at an external money management firm. There are important differences in your relationship with your Financial Advisor and Morgan Stanley in brokerage accounts and in advisory accounts. Additional information about these differences is available at <http://www.morganstanley.com/ourcommitment>

Annualized Standard Deviation

A measure of volatility, it quantifies how much a series of numbers, such as portfolio returns, deviates around its average. Since it measures the portfolio's investment volatility, the account's gross rate of return is used.

Brokerage Account

In a brokerage relationship, your Financial Advisor will work with you to facilitate the execution of securities transactions on your behalf. Your Financial Advisor also provides investor education and professional, personalized information about financial products and services in connection with these brokerage services. You can choose how you want to pay for these services and you will receive the same services regardless of which pricing option you choose. There are important differences in your relationship with your Financial Advisor and Morgan Stanley in brokerage accounts and in advisory accounts. Additional information about these differences is available at <http://www.morganstanley.com/ourcommitment>

Comparative Indices

A complete description of the comparative indices included in this Performance Report is available upon request.

Dollar-Weighted Return

Rate of return calculation methodology that reflects both the timing and magnitude of external contributions and withdrawals and measures the portfolio's performance. The return for each month is calculated as the average return on all dollars invested.

Gross Return

The return of the portfolio before the deduction of fees/commissions and other expenses.

Net Contributions/Withdrawals

The total value of capital contributed to or withdrawn from the account during the reporting period. The dollar amount represented by contribution or withdrawal transactions is excluded from the calculation of Portfolio Appreciation.

Net Invested Capital

The sum of the Total Beginning Value and the net of additional capital Contributions and Withdrawals for each reporting period.

Net Portfolio Appreciation

The total dollar gain/loss of the portfolio for each reporting period. The Net Portfolio Appreciation includes the impact of income received and is calculated as the difference between Net Invested Capital and Total Ending Value.

Net Return

The return of the portfolio for the period reduced by the amount of fees/commissions paid. The net of fees return is calculated gross of certain custody fees.

Time-Weighted Return

Rate of return calculation methodology that eliminates the impact of external contributions and withdrawals to the portfolio value and measures the manager's performance. Portfolio returns are calculated at least monthly and individual monthly returns are geometrically linked to calculate total cumulative return.

Total Beginning Value

The total market value of the portfolio, valued on a trade date basis, at the beginning of each reporting period. The Total Beginning Value includes Accrued Income.

Total Ending Value

The total market value of the portfolio, valued on a trade date basis, at the end of each reporting period. The Total Ending Value includes Accrued Income.

Weighted Average

The average in which each yield to be averaged is assigned a weight. These weightings determine the relative importance or frequency of each yield on the average.

Performance Report for:
AHEPA DISTRICT #8 CHARITY FUND
6/9/2014

GEORGE P LEASCA
Financial Advisor

100 FRONT ST 15TH FL
WORCESTER, MA 01608
Phone: (508) 751-5654

This Performance Report may show the consolidated performance of some, but not necessarily all, of your Morgan Stanley accounts. In addition, it may show the full performance history of your accounts or just the performance of your accounts since inception in their current Morgan Stanley programs. In some cases, it may show the combined performance of brokerage accounts and advisory accounts (for more information about the differences between brokerage and advisory accounts, please refer to the Glossary of Terms contained at the end of this report). **It is important that you understand the combination of accounts and account histories that are included in this Performance Report. Upon your request, performance information can be obtained for other accounts you may have at Morgan Stanley, but which are not shown here.**

Accounts included in this Performance Report may have had different investment objectives, been subject to different rules and restrictions, and incurred different types of fees, mark-ups, commissions, and other charges. Accordingly, the performance results for this portfolio may blend the performance of assets and strategies that may not have been available in all of your accounts at all times during the reporting period. Please consult your Morgan Stanley Financial Advisor for more information about the fees and expenses applicable to the accounts included in this Performance Report.

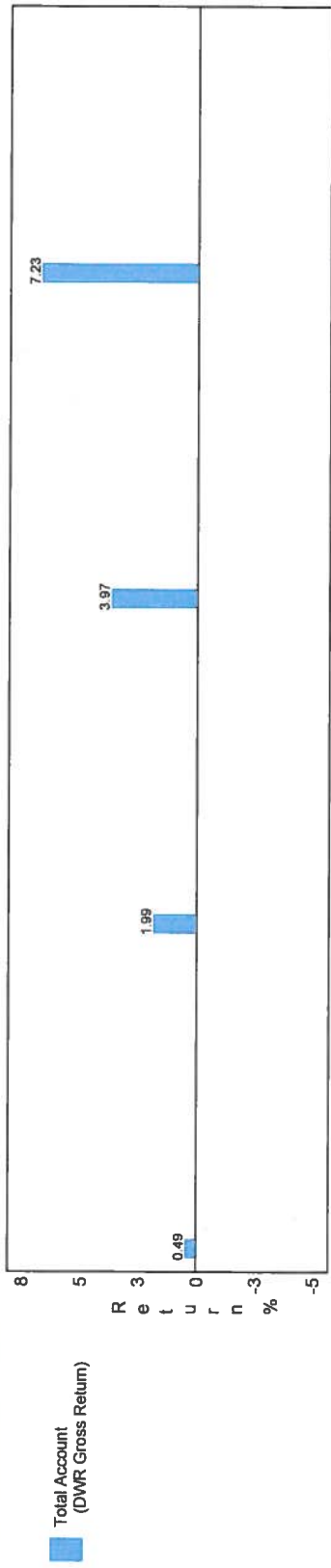
The following account(s) have been included in this performance report:
357 901863

This report is not an official statement. The information contained in this report is not complete without the required disclaimer and glossary, which you should read carefully. The information in this report should not be considered as the sole basis for any investment decision.

Change in Portfolio

	Current Month (\$) 5/31/14 - 6/6/14	Current Qtr (\$) 3/31/14 - 6/6/14	Current Year (\$) 12/31/13 - 6/6/14	Since Inception (\$) 6/15/13 - 6/6/14
Total Beginning Value (includes accrued income)	52,340.60	51,722.48	50,891.16	49,977.53
Net Contributions/Withdrawals	0.00	0.00	0.00	(400.00)
Net Invested Capital	52,340.60	51,722.48	50,891.16	49,577.53
Net Portfolio Appreciation	256.41	874.53	1,705.85	3,019.48
Total Ending Value (includes accrued income)	52,597.01	52,597.01	52,597.01	52,597.01
Cumulative Total Account (DWR Net Return)	0.49	1.69	3.35	6.07

Performance History



Comparative Performance Returns

	Current Month (%) 5/31/14 - 6/6/14	Current Qtr (%) 3/31/14 - 6/6/14	Current Year (%) 12/31/13 - 6/6/14	Since Inception (%) 6/15/13 - 6/6/14
Total Account (DWR Gross Return)	0.49	1.99	3.97	7.23

* Comparative performance starts at the first month-end after inception.

Performance for all periods greater than one year is annualized

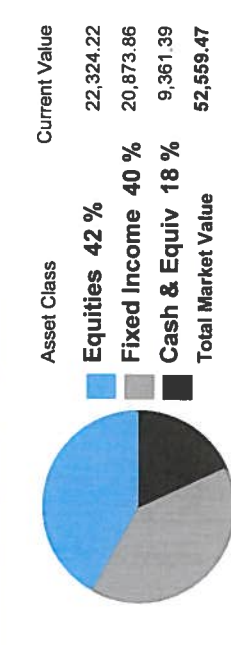
Top 10 Holdings

Security	Symbol	Current Value (\$)	% of Port	Sector
MS LIQUID ASSET FUND	ILAF	9,361.39	17.81	UNCLASSIFIED
AUTOZONE INC		5,333.45	10.15	Corporate Bonds
LORD ABBETT SHT DURATION INC F	LDLFX	4,062.21	7.73	Other
PIMCO ENHANCED SHORT MATURIT	MINT	3,956.16	7.53	Other
FIDELITY ADV REAL ESTATE INC I	FRIRX	3,237.23	6.16	Other
AT&T INC	T	2,906.66	5.53	Telecommunication Services
ISHARES HIGH DIVID ETF	HDV	2,678.40	5.10	Other
GOLDMAN SACHS RISING DIV GW I	GSRLX	2,443.08	4.65	Other
AMERICAN ELECTRIC POWER CO	AEP	2,325.01	4.42	Utilities
UTILITIES SEL SECT SPDR FUND	XLU	2,240.16	4.26	Utilities


Gain & Loss Summary as of 6/6/14

	Total Cost (\$)	Market Value (\$)	G(L) Amount (\$)
Unrealized			
Short-term Gains & Losses	36,214.16	37,864.62	1,650.46
Long-term Gains & Losses	5,014.33	5,333.45	319.12
Total	41,228.49	43,198.07	1,969.58
Realized			
Short-term Gains & Losses	3,494.90	3,921.78	426.88
Long-term Gains & Losses	3,000.00	2,902.41	(97.59)
Total	6,494.90	6,824.19	329.29

Allocation as of June 6, 2014



Net Invested Capital



Net Invested Capital represents the inception value of the account, net of additional capital contributions and withdrawals, graphed against the account market value over time.

Morgan Stanley
Annual Performance Summary
Time Weighted Performance
Calendar Year Report - Gross Return
 June 06, 2014

AHEPA DISTRICT #8 CHARITY FUND
 357 901863 208 / PORTFOLIO MANAGEMENT / BSA

GEORGE P LEASCA
 100 FRONT ST 15TH FL
 WORCESTER, MA 01608
 (508) 751-5654

Period Start Date	Period End Date	Total Beginning Value(\$)	Net Contributions & Withdrawals(\$)	Net Portfolio Appreciation(\$)	Total Ending Value(\$)	Period Return(%)	Account Cumulative Return(%)	Period Return(%)	SP500 Cumulative Return(%)
-------------------	-----------------	---------------------------	-------------------------------------	--------------------------------	------------------------	------------------	------------------------------	------------------	----------------------------

History:

2013	06/19/2013	12/31/2013	49,977.53	(400.00)	1,313.63	50,891.16	3.15	3.15	13.16	13.16
2014 YTD	01/01/2014	06/06/2014	50,891.16	0.00	1,705.85	52,597.01	3.97	7.24	6.44	20.45

Cumulative Return Since Inception 7.24

20.45

Annualized Return Since Inception 7.24

20.45

Please Note: Since Inception Gross Time-Weighted performance (account and index performance) is measured from the first month end following inception date for the following accounts: Fiduciary Services, Consulting Group, Portfolio Management and Consolidated accounts opened prior to May 1, 2003; and all TRAK Fund Solution accounts.

Quantity	Security/ Symbol/Ratings	S&P/Moody's	Average Cost (\$)	Total Cost (\$)	Current Price (\$)	Current Market Value (\$)	Unrealized Gain/Loss (\$)	Percent of Assets (%)	Annual Income (\$)	Current Yield (%)
Equities										
Consumer Staples										
25	PROCTER & GAMBLE PG		79.23	1,980.75	80.03	2,000.75	20.00	3.81	64.35	3.21
Total Consumer Staples				1,980.75		2,000.75	20.00	3.81	64.35	3.21 ¹
Energy										
28	MARKWEST ENGY PTNRS LP MWE		69.79	1,954.12	64.79	1,814.12	(140.00)	3.45	97.44	5.37
55	KINDER MORGAN INCORP KMI		35.78	1,967.90	35.08	1,929.40	(38.50)	3.67	92.40	4.78
Total Energy				3,922.02		3,743.52	(178.50)	7.12	189.84	5.07 ¹
Telecommunication Services										
83	AT&T INC T		35.96	2,984.68	35.02	2,906.66	(78.02)	5.53	152.72	5.25
Total Telecommunication				2,984.68		2,906.66	(78.02)	5.53	152.72	5.25 ¹
Utilities										
52	UTILITIES SEL SECT SPDR FUND XLU		38.25	1,989.00	43.08	2,240.16	251.16	4.26	76.49	3.41
43	AMERICAN ELECTRIC POWER CO AEP		45.61	1,961.23	54.07	2,325.01	363.78	4.42	86.00	3.69
Total Utilities				3,950.23		4,565.17	614.94	8.68	162.49	3.55 ¹
Other										
36	ISHARES HIGH DIVID ETF HDV		68.65	2,471.40	74.40	2,678.40	207.00	5.10	81.25	3.03
117	GOLDMAN SACHS RISING DIV GW I GSRLX		17.28	2,014.70	20.96	2,443.08	428.38	4.65	26.58	1.08
59	ISHARES MSCI USA MIN VOL ETF USMV		33.43	1,972.37	37.25	2,197.75	225.38	4.18	49.09	2.23
131	JP MORGAN EQUITY INC SEL HLIEX		11.93	1,558.49	13.69	1,788.89	230.40	3.40	31.49	1.76

Quantity	Security/ Symbol/Ratings	S&P/Moody's	Average Cost (\$)	Total Cost (\$)	Current Price (\$)	Current Market Value (\$)	Unrealized Gain/Loss (\$)	Percent of Assets (%)	Annual Income (\$)	Current Yield (%)
Total Other				8,016.96		9,108.12	1,091.16	17.33	188.41	2.06 ¹
Total Equities				20,854.64		22,324.22	1,469.58	42.47	757.81	3.39¹
Fixed Income										
Corporate Bonds										
5,000	AUTOZONE INC BBB/BAA1		100.29	5,014.33	106.67	5,333.45	319.12	10.15	275.00	5.15
Total Corporate Bonds				5,014.33		5,333.45	319.12	10.15	275.00	5.15 ¹
Other										
272	FIDELITY ADV REAL ESTATE INC I		11.63	3,167.87	11.88	3,237.23	69.36	6.16	148.51	4.58
39	PIMCO ENHANCED SHORT MATURIT		101.55	3,960.45	101.44	3,956.16	(4.29)	7.53	26.87	0.67
870	FRANKLIN INCOME ADV		2.37	2,062.50	2.53	2,200.15	137.65	4.19	110.44	5.01
893	LORD ABBETT SHT DURATION INC F		4.57	4,079.78	4.55	4,062.21	(17.57)	7.73	153.56	3.78
220	LORD ABBETT FLT RT F		9.50	2,088.92	9.48	2,084.66	(4.26)	3.97	93.90	4.50
Total Other				15,359.52		15,540.41	180.89	29.58	533.28	3.43 ¹
Total Fixed				20,373.85		20,873.86	500.01	39.73	808.28	3.87¹
Cash and Equivalents										
Unclassified										

Quantity	Security/ Symbol/Ratings	S&P/Moody's	Average Cost (\$)	Total Cost (\$)	Current Price (\$)	Current Market Value (\$)	Unrealized Gain/Loss (\$)	Percent of Assets (%)	Annual Income (\$)	Current Yield (%)
9,361	MS LIQUID ASSET FUND				1.00	9,361.39		17.81	0.00	0.00
Total Cash						9,361.39		17.81	0.00	0.00
Total				41,228.49		52,559.47	1,969.59	100.01	1,566.09	2.98

1 Weighted Average
 2 Quantity Discrepancy
 3 Missing Cost Basis

This performance report has been prepared for your information only and is not a substitute for your official Morgan Stanley Smith Barney LLC account statements. Do not use the information in this report as the sole basis for investment decisions, nor take action relying on this information without confirming its accuracy and completeness. Please carefully review the attached glossary. Past performance is not a guarantee of future results.

Information is approximate: The information in this report is approximate and subject to updating, correction and other changes. We are not obligated to notify you if information changes. If there are discrepancies between your official account statement and this report, rely on your official account statement. Prices shown in your official account statement may differ from the prices shown in this report due to, among other things, different reporting methods, delays, market conditions and interruptions. Also, the figures in this report do not include all relevant costs (e.g., fees, commissions and taxes).

We obtain pricing and other information from various standard quotation services and other sources which we believe to be reliable, but we do not warrant or guarantee the accuracy or completeness of this information. The price that you would actually receive in the market for any investment may be higher or lower than the price shown in this report. The prices of securities and other investments not actively traded may be estimated or may not be available. For example:

- Bonds trading less frequently: We rely on outside pricing services or a computerized trading model, which cannot always give us actual market values.
- Annuities: Data in this report may have been provided by third party insurance carriers. (Not all insurance carriers provide data on annuities for performance calculations. The list of providers that provide data is available on request. Performance calculations are based on annuity values as of December 31, 2006 or later, depending on carrier participation.) This report might not reflect a transaction that posted at the insurance company before this reporting period. Depending on the carrier, annuities transactions may be net of certain fees or expenses.
- Alternative investments: The assets in these investments (and in corresponding benchmark indices) are difficult to value, values may be several weeks or more old, and the index values reflect pricing from multiple sources. Index values may be more up-to-date than the data for the alternative investments shown in this report. This report shows the latest generally available alternative investment and index data as of the date of this report.
- Non-traded Real Estate Investment Trusts (REITs) and certain other investments: These are illiquid and have no public markets.
- For floating rate securities, the estimated accrued interest and estimated annual income are based on the current floating coupon rate and may not reflect historic rates within the accrual period.

We are not responsible for any clerical, computational or other errors or omissions. You are responsible for promptly reviewing your report and seeking clarification about entries that you do not understand. If you do not understand an entry in this report, suspect an error, or want more details on current prices or other information, contact your Financial Advisor.

Not tax or other advice: The information in this report (including any gain and loss information) is not investment, legal, tax, accounting or other professional advice. Please contact your tax advisor to determine the appropriate information to be used in preparing your tax return. The gain and loss information in this report is not a substitute 1099 form (or any other tax form) and should not be filed with your taxes. We do not guarantee nor independently verify the accuracy of gain and loss information.

Benchmarks, charts and graphs: Benchmark indices are provided for general reference purposes only. Indices are unmanaged and do not reflect payment of any expenses, fees or sales charges an investor would pay to purchase the securities it represents. Such costs would lower performance. You cannot invest directly in an index. An index's past performance is not a guarantee of future results. Index values for certain types of investments (e.g. alternative investments) are approximate and subject to updating, correction and other changes. Charts and graphs are for illustrative purposes only and are not intended to represent the performance of any Morgan Stanley offering. If your account was inception prior to 7/2006 and contains the NASDAQ index, please note that price returns are being used from inception to 7/2006 and total returns are used from 7/2006 to present.

Use of report: This report is for your own private, non-commercial use only. You agree not to reproduce, modify, sell or distribute any information in it. Information in this report provided by Morgan Stanley Smith Barney LLC and its affiliates or third party information providers is owned by these parties. Trademarks and service marks are the property of their owners. This information and these marks are protected by intellectual property laws. All rights are reserved. Asset classifications and performance calculation methodologies can differ among the various supplemental performance reports available through us. For example, some reports calculate Time Weighted performance using a weighted or Modified Dietz approach while others use a daily approach. In addition, some reports may display Dollar Weighted Returns. These differences can generate meaningful dispersions in the performance numbers displayed on different reports.

Liability and indemnification: You agree not to hold Morgan Stanley Smith Barney LLC and its affiliates or third party information providers liable for any investment decision you make based on information in this report. You also agree to indemnify Morgan Stanley Smith Barney LLC and its affiliates and hold Morgan Stanley Smith Barney LLC and its affiliates harmless from and against any and all actions, claims, demands, losses or expenses whatsoever (including attorneys' fees and costs) resulting directly or indirectly from any breaches or violations by you of the terms and conditions on this page.

Other: This report does not contain information on DVP or margin rolup accounts carried by Morgan Stanley Smith Barney LLC. Also, all accounts with a mid-month daily fair market value at the total or asset class level below \$500 will have performance defaulted to 0% until month end. Please reference this account again when the account or asset class is above \$500 or at month end. Morgan Stanley Smith Barney LLC. Member SIPC. Positions that are not custodied at Morgan Stanley Smith Barney LLC may not be covered by SIPC.

Accrued Income

The dividends and interest earned but not yet received at both the beginning and end of each reporting period.

Advisory Account

An investment advisory relationship is designed for clients who prefer that their Financial Advisor act as an investment consultant, with their assets invested in a mutual fund asset allocation program or in a Advisory account that is directed by a professional money manager either at Morgan Stanley or at an external money management firm. There are important differences in your relationship with your Financial Advisor and Morgan Stanley in brokerage accounts and in advisory accounts. Additional information about these differences is available at <http://www.morganstanley.com/ourcommitment>

Annualized Standard Deviation

A measure of volatility, it quantifies how much a series of numbers, such as portfolio returns, deviates around its average. Since it measures the portfolio's investment volatility, the account's gross rate of return is used.

Brokerage Account

In a brokerage relationship, your Financial Advisor will work with you to facilitate the execution of securities transactions on your behalf. Your Financial Advisor also provides investor education and professional, personalized information about financial products and services in connection with these brokerage services. You can choose how you want to pay for these services and you will receive the same services regardless of which pricing option you choose. There are important differences in your relationship with your Financial Advisor and Morgan Stanley in brokerage accounts and in advisory accounts. Additional information about these differences is available at <http://www.morganstanley.com/ourcommitment>

Comparative Indices

A complete description of the comparative indices included in this Performance Report is available upon request.

Dollar-Weighted Return

Rate of return calculation methodology that reflects both the timing and magnitude of external contributions and withdrawals and measures the portfolio's performance. The return for each month is calculated as the average return on all dollars invested.

Gross Return

The return of the portfolio before the deduction of fees/commissions and other expenses.

Net Contributions/Withdrawals

The total value of capital contributed to or withdrawn from the account during the reporting period. The dollar amount represented by contribution or withdrawal transactions is excluded from the calculation of Portfolio Appreciation.

Net Invested Capital

The sum of the Total Beginning Value and the net of additional capital Contributions and Withdrawals for each reporting period.

Net Portfolio Appreciation

The total dollar gain/loss of the portfolio for each reporting period. The Net Portfolio Appreciation includes the impact of income received and is calculated as the difference between Net Invested Capital and Total Ending Value.

Net Return

The return of the portfolio for the period reduced by the amount of fees/commissions paid. The net of fees return is calculated gross of certain custody fees.

Time-Weighted Return

Rate of return calculation methodology that eliminates the impact of external contributions and withdrawals to the portfolio value and measures the manager's performance. Portfolio returns are calculated at least monthly and individual monthly returns are geometrically linked to calculate total cumulative return.

Total Beginning Value

The total market value of the portfolio, valued on a trade date basis, at the beginning of each reporting period. The Total Beginning Value includes Accrued Income.

Total Ending Value

The total market value of the portfolio, valued on a trade date basis, at the end of each reporting period. The Total Ending Value includes Accrued Income.

Weighted Average

The average in which each yield to be averaged is assigned a weight. These weightings determine the relative importance or frequency of each yield on the average.

Brother Frank:

This will be the first District Convention that I will not be attending for some time. I am in Wichita, KS taking a course in Appraising Aircraft.

I am writing to thank you for putting my name in front of the District Brothers for position as District Veteran Committee. As a member of the Ahepa's National Veterans Committee. I am confident that Brother Frangos will reappoint me to this position.

Awhile back I reached out to a few chapters asking them to appoint a Veteran from their chapter so I could try to implement suggestions and ideas that have been presented and are on the Ahepa Website. To date I have received no response.

Please convey to those Chapter Officers in attendance the importance of appointing an individual who I can work with.

That being said, the minutes of the District convention, 3 years ago and 2 years ago mention the identifying of Veterans and where they are interred so they could appropriately be recognized on appropriate holidays (i.e. Memorial Day).

Nowhere does it mention how the wreaths would be paid for or how this would be accomplished. A budget item should be included and discussed as to how it would be funded.

It is imperative that we get chapter representatives appointed so I/we can develop a registry of names.

I have attached a letter from Basil discussing what National does at Arlington National Cemetery.

Sorry I am not there to spearhead this endeavor

Fraternally,

A handwritten signature in black ink, appearing to read "Peter J. Vergados". The signature is written in a cursive, flowing style.

Peter J. Vergados

SC SCHOLARSHIP

JUNE 14 2014

1) DISTRICT 8 FUNDS \$ 283,670 - 9.51%
Peter BEU 277,449 - 10.68%

2) RECOMMEND TO KEEP CURRENT INVESTMENT CHOICES
UP TO 60% EQUITIES AND THE REMAINDER IN
BONDS and other FIXED INCOME INVESTMENTS

3) CONTINUE with the practice of guarding Scholarships
BASED ON THE BY LAW BASED ON DOLLARS PAID
FROM INVESTMENTS (INCOME and dividends)

4) ON THE APPLICATION ~~FOR~~ EACH YEAR ONLY
LIST THE NAMES OF THE DONORS NOT THE
dollar amounts as they vary FROM YEAR TO YEAR

5) THE FORMS ON THE WEBSITE NEEDS TO LIST
THE MAILING ADDRESS ~~AND~~ PHONE/EMAIL
OF SCHOLARSHIP CHAIRMEN

6) BOTH DISTRICT GOVERNORS OF AHEAD + DAUGHTERS
MUST provide the addresses of ALL THE DISTRICT 8
CHAIRMAN Presidents. SO WE CAN MAIL THEIR
APPLICATIONS

COMMITTEE MEMBERS

Peter IATSOS
Ted J. J. J.
Frank J. J.

P. J.

CHARITABLE COMMITTEE REPORT 6/14/14

Motion: THAT \$1,400 BE DONATED TO
THE AHEPA NATIONAL FUND
RAISER TO SUPPORT THE
NEEDY ~~A~~ CITIZENS IN GREECE

MEMBERS

Constantine Celliontzis CHAIRMAN

Datto W. Reapers

Dividend & Interest Received (06/01/2013 - 05/31/2014)

As of 06/06/2014

AHEPA DISTRICT #8 CHARITY FUND
ATTN: JOHN ABATE, TREAS.
227 WHITE STREET
BELMONT MA 02478-1255

Prepared by George P Leasca
Ph. +1 508 751-5654

Acct. 357-901863-208

Date	Symbol/ CUSIP	Description	Taxable Dividends	Tax Free Dividends	Taxable Interest	Tax Free Interest
07/31/13	PTLCX	PIMCO LOW DURATION C	\$5.03	—	—	—
08/30/13	PTLCX	PIMCO LOW DURATION C	4.03	—	—	—
09/30/13	PTLCX	PIMCO LOW DURATION C	2.53	—	—	—
10/31/13	PTLCX	PIMCO LOW DURATION C	3.52	—	—	—
11/29/13	PTLCX	PIMCO LOW DURATION C	3.50	—	—	—
08/15/13	PG	PROCTER & GAMBLE	15.04	—	—	—
11/15/13	PG	PROCTER & GAMBLE	15.04	—	—	—
02/18/14	PG	PROCTER & GAMBLE	15.04	—	—	—
05/15/14	PG	PROCTER & GAMBLE	16.09	—	—	—
07/01/13	XLU	UTILITIES SEL SECT SPDR FUND	19.26	—	—	—
09/30/13	XLU	UTILITIES SEL SECT SPDR FUND	19.00	—	—	—
12/31/13	XLU	UTILITIES SEL SECT SPDR FUND	20.83	—	—	—
03/31/14	XLU	UTILITIES SEL SECT SPDR FUND	17.42	—	—	—
02/05/14	92857W209	VODAFONE GP PLC ADS NEW	40.98	—	—	—
09/30/13	WMB	WILLIAMS CO INC	21.98	—	—	—
12/30/13	WMB	WILLIAMS CO INC	22.80	—	—	—
Total			\$1,437.06	—	\$324.51	—

The above summary/prices/quotes/statistics have been obtained from sources believed reliable but are not necessarily complete and cannot be guaranteed. The information contained in client monthly account statements and confirmations reflects all transactions, and as such supersedes all other reports for financial and tax purposes. This report does not supersede or replace your monthly Client Statement. If we do not hold the securities in a Morgan Stanley Wealth Management account, the report reflects securities which we believe you own, based upon your communications with our Financial Advisor. © 2014 Morgan Stanley Smith Barney LLC. Member SIPC.

TOTAL DIVIDEND 1437.06
 TOTAL INTEREST 324.51
 TOTAL AVAILABLE INCOME \$ 1,761.57
 CHARITY FUND

Presented by George Papalambros
Gabe Vidalis

Athletics Committee

District 8 Bowling Tournament 2014

10 teams participated -

Champions - Manchester A Division
Lynn B B Division

District 8 Athletic Director recommending
~~\$100.00~~ Budget for Bowling Tournament 2015
Increase the entrance fee to \$150.00

District 8 Athletic Director recommends
~~\$200.00~~ to sponsor team in The Harry
Agannis Basketball Tournament

District 8 Athletic Director recommends
~~\$200.00~~ to sponsor team in the National
Hellenic Invitational Basketball Tournament

Goal for District 8 Athletics 2015

- Organize a Golf Tournament
- Organize a Softball/ ~~Tournament~~ Barbecue Day,
- Organize a Fishing Trip

George Papalambros
Gabe Vidalis

AHEPA DISTRICT #8 CONVENTION ON JUNE 14, 2014
IN PEABODY, MA.

RESOLUTIONS COMMITTEE REPORT

1. We recommend each AHEPA Chapter to organize an appropriate fund-raising function, the net proceeds of which will be dedicated to AHEPA's program "Apostoli" to "feed the Children of Greece".
2. We recommend AHEPA to continue strengthening its grass-roots network.
3. We recommend AHEPA to continue its efforts in supporting and augmenting the Hellenic Caucus in Congress.
4. We recommend AHEPA to urge our U.S. Government to pressure Turkey to honor religious freedom, to allow the re-opening of the School at Halki, and to cease violating Greek waters and air space.
5. We recommend AHEPA to promote actions for the return of the Parthenon marbles to Greece.
6. We recommend AHEPA to strengthen ties and cooperation with other Hellenic American organizations, Federations and the Greek Orthodox Churches in America.
7. We recommend AHEPA to support the Pontian Greek-American committee for recognition of the Greek Pontian Genocide by Turkey, designated to be observed on May 19.
8. We recommend AHEPA to continue supporting a proclamation to make the month of March as "Hellenic History Month".

JUNE 14, 2014 - DISTRICT #8 CONVENTION RESOLUTIONS
(continued)

9. We recommend AHEPA to make efforts to stop Turkey and FYROM from infiltrating revisionist and irredentist propaganda into the school system in the United States and elsewhere
10. We recommend AHEPA to continue condemning the 1974 Turkish invasion of Cyprus, the illegal settlement of mainland Turks and the illegal occupation by Turkish troops of the northern part of the Republic of Cyprus and the total disregard by Turkey of all related United Nations resolutions.
11. We recommend that AHEPA continue to support the positions of the Pan-Macedonian Association regarding FYROM's irredentist propaganda and other issues against Greece
12. We recommend all AHEPA chapters to promote and support educational programs, such as the "Hellenic History Tournament", lectures, videos, etc.

SUBMITTED BY THE RESOLUTIONS COMMITTEE
Athanasios A. Vulgaropoulos, Chairman
Demetrios Tsatsarones
Basil Patsios
Athanasios Galanis

DISTRICT #8 CONVENTION, DAUGHTERS OF PENELOPE, PEABODY, MA
REPORT OF AUDIT COMMITTEE
JUNE 14, 2014

COMMITTEE MEMBERS
ANASTASIOS MILIOTIS, CHAIRMAN
JAMES TZITZON

WE HAVE CONDUCTED A FULL ANALYSIS OF THE ACCOUNTS AND BALANCES FOR AHEPA DISTRICT #8 AND HAVE FOUND EVERYTHING RELATIVE TO ALL THE MATERIAL RECEIPTS RECORDED AND PROVIDED.

BEGINNING BALANCE AS OF 06/01/13 9,161. $\frac{56}{72}$ ✓

NET PROFIT 137. $\frac{40}{40}$ ✓

ACCOUNT BALANCE AS OF 06/14/14 9,298. $\frac{96}{96}$ ✓

OUR COMPLIMENTS TO BROTHER JOHN ABATE DISTRICT TREASURER FOR MAINTAINING ORGANIZATION & CLARITY IN HIS FINANCIAL LEDGERS + BACKUP MATERIAL.

Anastasios Miliotis
James Tzitzon

AHEPA Bay State District 8 Convention Budget Committee Report

Saturday, June 14, 2014

The Committee recommends the following:

1. Each chapter within District 8 pay an annual per capita fee of \$5.00 per member based upon each chapter's previous year's membership total, to be paid no later than May 1st of the each year, for the purpose of funding the District 8 Lodge's expenditures, such as Greek Independence Parade participation, athletics programs, Public Relations, District 8 workshops, and any other expenses that support the promotion of the Order of AHEPA.
2. A balanced budget as detailed below:

Income	
\$ 3,250.00	District Per Capita
\$ 1,300.00	National Per Capita
\$ 20.00	Supreme Convention
\$ 250.00	Website
\$ 100.00	Donations
\$ 4,920.00	

Expenses	
Athletics	\$ (600.00)
Public Relations	\$(1,200.00)
District Lodge	\$(1,300.00)
Parade Participation	\$(1,500.00)
Workshop	\$ (220.00)
Administrative	\$ (100.00)
	\$(4,920.00)


Respectfully Submitted,

2014 AHEPA Bay State District 8 Convention Budget Committee Report

George Leasca, Chair



Demetrios G. Vidalis



John Abate, PDG



Public Relations Committee

Byron Chopin & Peter Leason

- 1- Talk, write, promote Ahepa News, activities.
Release chapter news to your District Governor,
you parish priest^{only} or church leaders.
 - (a) Chapter members should be properly informed.
 - (b) have calling cards for officers. Pass them out
Carry an application or two in your suit jacket
to pass out for potential members.
 - (c) Give a small dictionary to H.S. Grad. Have
a 1/2 sheet data on Ahepa.
 - (d) Ask someone to join - Encourage - Know your Script.
 - (e) Have news in Churchy Ahepa Bulletin on Website
 - (f) Take pictures for news articles, articles. award gifts
- 2- District Publication - District 7 Newsletter
Dist. 8 had at one time "the Bay State" for 20+ years
- 3- all chapter officers practice - promotion & participation
in the Ahepa - delegate - Friendship
- 4- Friendship Dinner & other groups. Annual invite
Daughters & Friends.
- 5- Veterans - Honor them on Veterans Day & Memorial Day.
at Ahepa Meeting & in church after liturgy
press release - (Brag, brag & brag about the Vets)

Peter J Leason
Chairman

Ahepa Home
Peabody, MA.

June 14, 2014
SAT.

AHEPA Bay State District 8 Athletic Director's Report for 2013-2014

1. AHEPA Athens Chapter 24 of Boston hosted the District 8 Bowling Tournament on April 27th, 2014 at the Norwood Sports Center in Norwood, MA. Ten teams participated. There were 3 teams from Boston, 2 teams each from Manchester NH, Nashua NH, and Lynn, as well as 1 team from Brockton. The winning teams were Manchester, NH in the A Division and Lynn in the B Division. Team and individual awards were presented following the tournament at a dinner at the Feisty Greek Restaurant in Norwood. All members had a good time and friendships with fellow brothers were made.
2. AHEPA Athens Chapter 24 Boston participated in the 2014 National Hellenic Invitational Basketball Tournament in Chicago, IL on March 28-30. The team played 3 games during the weekend and finished in 3rd place. All members had a good time and friendships with fellow brothers were made.
3. Several members of the Boston AHEPA/Sons of Pericles participated in the 2014 Harry Agganis Basketball Tournament in Lynn, MA on April 4-6. The Lynn team won the tournament. The Lynn team consisted of 4 members of the Boston Sons of Pericles.
4. The Lowell Chapter held its Annual Golf Tournament in October. It was well attended by AHEPA members throughout the district and friendships with fellow brothers were made.

Thank you,

George Papalambros
District 8 Athletic Director



Ahepa Acropolis Chapter 39 Haverhill, MA

- **Number of Chapter members as of last September**
 - 32 members of which 29 paid their dues, so**
 - As of Jan 1st, 3 members were dropped for failing to pay**
- **Number of Chapter members as of this June**
 - We added 2 new members**
 - Reinstated 1 member**
- **Names of Brothers who have fallen asleep since last September**
 - 2 Brother Ted Guvelis and Brother George Chopas as result**
 - 26 plus 1 new member in process**
 - Our chapter has 27 as of today !**
- **List of Chapter activities**
 - 59 Xmas Baskets in 2013 our 7th year doing it**
 - College Scholarship Program - we issued 4 in 2013**
 - Annual Man of the Year Award was issued posthumously - Ted Guvelis**
 - Annual Greek American Golf Tournament - 84 golfers to date 2014**
- **Plans and goals for September, 2014**
 - Our main goal is to hold a reception to celebrate our 90th year as a chapter**
- **Elected Officers for next year**
 - We plan to and do hold our elections for officers in September**

Report submitted by: James Tzitzon Chapter President

40 Buttonwoods Ave, Haverhill, MA 01835

www.ahepa39.org

LYNN 90

CI GA MICA JOHN (M. 12/17 NIDR) JULY ①

2 SCHOLAR SHIPS

11- NEW HEISEBERG - Brother FRANK

ALL UNDER \$10-40

7/5/6 GARD

3 GREEK SCHOOL

AUG

~~GARD~~

\$100

STAYING L SONS CHARTER

AUNT QUE CAR SHOW NEXT SAT JUNE 21
(BOYS + GIRLS CLUB)

HARRY A GRAVIS BASLER PAU

ROWLING TOURNEY

JUNE / JULY / AUG

GREEK SCHOOL FUNDRAISERS FOR BOYS + DANCE

HISTORY TOURNEY -

VETERANS - WWII MUSEUM - WE WILL PICK
HEISEBERG

1ST ANNUAL ORDER OF A.H.E.P.A. CHARITY CAR SHOW

Saturday June 21st

10:00a.m. to 3:00 p.m.

Registration 9:30 to 11a.m.

Suggested donation is \$10.00 per car
All proceeds to benefit the Boys and Girls
clubs of Lynn.

All classic and custom cars welcome.

Car clubs also welcome.

Music and Raffles

Refreshments and snacks available for
purchase.

Vendor space available.



St. George Church
grounds

54 South Common Street
Lynn, Mass 01902

Trophies for all car classes



Contact John @

Phone: 781-367-1174

Email: iowndis@aol.com

For more info about the Order of A.H.E.P.A.

Go to www.AHEPA.org

Year _____ Make _____ Model _____ Color _____

Name _____ Phone (____) ____-____ Email _____

Address _____ City _____ Zip Code _____

Make all checks payable to Order of Ahepa Chapter 50.



"AIEN APIETEYEIN"
"ALWAYS EXCEL"

ANNUAL CHAPTER #406 REPORT (May 18, 2013 to June 14, 2014)

President

Adam Zapris
978.766.6879

Vice-President

Albert Bakalis
781.647.9597

Secretary

Athanasios Vulgaropoulos
781.704.7870

Assistant Secretary

Anastasios Miliotis
978.807.1222

Treasurer

Constantine Lagos
617.505.5668

Assistant Treasurer

Basil Patsios
617.923.9209

V.P. Hellenism

George Colt
617.262.9688

V.P. Philanthropy

Mathew Panos
617.924.5809

V.P. Education

George Makredes
781.648.0083

V.P. Civic Responsibility

Athan Galanis
617.332.4858

V.P. Family & Individual

Excellence
Efthimios Deamantopoulos
978.663.6549

Captain of the Guard

George Loridas

Warden

Costas Tingos

Chaplain

Nicholas Yiokarinis

Sentinels

Arthur Patsios

Mike Gregory

Athletic Director

Demetrios Tsatsarones
781.893.5988

Board of DirectorsChairman

Thomas Tsekrekas

Vice-Chairman:

John Abate

Members:

Alex Kolokythas
William Salamani
Theodore Tziavas
Homer Ypsilantis

- * Due to sudden serious illness of Chapter President Thomas Tsekrekas, Adam Zapris assumed his duties and subsequently was elected as Chapter President.
- * Chapter monthly meetings were held on the 2nd Thursday of each month except July and August.. We appreciate attendance at our meetings by Supreme Officer C. Calliontzis and District Governor F. Fotis. Chapter members J. Abate, B. Patsios and A. Miliotis also served on the District Lodge.
- * We had talks on interesting subjects during several of our meetings.
- * AHEPA Sunday has been celebrated with Artoklasia, Memorial Service, sponsoring the coffee fellowship hour after Liturgy for all parishioners, followed by a Luncheon, a talk and presentations.
- * On June 24, 2013, a Special Meeting was arranged for installation of Chapter Officers by Supreme President Grossomanides, and talk.
- * During this period, one of our members died; One transferred to another chapter; Two members were reinstated; and five new members were initiated into our chapter.
- * At our AHEPA 2014 SUNDAY celebration we were honored by a visit and talk by Supreme Governor Nicholas Nikas and also honored our past President Thomas C. Tsekrekas as Ahepan of the Year for our Chapter.
- * Our chapter hosted the District 8 workshop on November 23, 1913, at the Taxiarchae Hellenic Cultural Center, in Watertown, MA
- * Our scheduled Christmas Party for December 15, 2013, was cancelled due to major snowstorm.
- * At our January 9, 2014, meeting we had the vasilopitta celebration with Father Demetri Toniais officiating.
- * A successful Apokreatiko Glendi was held on February 22, 2014, by our chapter in the Taxiarchae Hellenic Cultural Center.
- * On March 15, 2014, we showed the film on the Life of Harry Agganis at the Taxiarchae Hellenic Cultural Center for the general public.
- * Our chapter supported the AHEPA Float at the Greek Parade, and several of our members marched along.
- * Our chapter has sponsored a team of three Highschoolers, who took part in the Hellenic History Tournament, in memory of our late Father Emmanuel Metaxas.
- * Our chapter has been presenting dictionary gifts to the graduating students of the Taxiarchae Greek School.
- * Many of the members of our chapter have been working at the annual 3-day Taxiarchae "Grecian Festival"
- * Many of our members support and attend the annual Taxiarchae Nameday Banquet and Dance.
- * Many members of our chapter have supported and attended the 90-year Dinner-Dance of Athens Chapter #24.
- * We have been supporting the Hellenic Nursing and Rehabilitation Center in Canton, MA, and the Hellenic Cardiac Fund for Children at Childrens Hospital in Boston.
- * Our chapter has also supported several other charities like the AHEPA Charitable Foundation, Feed the Children of Greece, etc.
- * Our chapter is appreciative for the excellent support and cooperation of Father Demetri Toniais, the Parish Council, and the office personnel. We thank them for including items on AHEPA in the weekly Taxiarchae Bulletin and in the monthly Archangel's Call.



American Hellenic Educational Progressive Association

"HARRIS J. BOORAS CHAPTER #406, ORDER OF AHEPA

25 BIGELOW AVENUE, WATERTOWN, MA 02472

T: 781-704-7870

T: 617-924-8182

F: 617-924-4124



"AIEN APIΣTEYEIN"
"ALWAYS EXCEL"

PLANS AND PROJECTS FOR THE 2014-2015 YEAR

President

Adam Zapris
978.766.6879

Vice-President

Albert Bakalis
781.647.9597

Secretary

Athanasios Vulgaropoulos
781.704.7870

Assistant Secretary

Anastasios Miliotis
978.807.1222

Treasurer

Constantine Lagos
617.505.5668

Assistant Treasurer

Basil Patsios
617.923.9209

V.P. Hellenism

George Colt
617.262.9688

V.P. Philanthropy

Mathew Panos
617.924.5809

V.P. Education

George Makredes
781.648.0083

V.P. Civic Responsibility

Athan Galanis
617.332.4858

V.P. Family & Individual

Excellence

Efthimios Deamantopoulos
978.663.6549

Captain of the Guard

George Loridas

Warden

Costas Tingos

Chaplain

Nicholas Yiokarinis

Sentinels

Arthur Patsios

Mike Gregory

Athletic Director

Demetrios Tsatsarones
781.893.5988

Board of Directors

Chairman

Thomas Tsekrekas

Vice-Chairman:

John Abate

Members:

Alex Kolokythas
William Salamanis
Theodore Tziavas
Homer Ypsilantis

- * Continue the Seniors' Drop-In Center on Fridays, 10 AM - 1 PM, in the Atrium of the Taxiarchae Hellenic Cultural Center in Watertown, MA.
- * 50-Year Awards Dinner-Dance, honoring the brothers who have been in our AHEPA Chapter #406 during the past 50 years. It will be held on Saturday, October 18, 2014, in the Metaxas Hall. It will be catered with live music. Mark your calendars.
- * Weekly projection of DVD Lectures on "Alexander the Great and the Macedonian Empire", in english. There are 36 30-minute lectures to be shown in pairs for 18 weeks.
- * Support the name-day Dinner Dance of the Taxiarchae Church in Watertown, MA.
- * Support the Hellenic Nursing and Rehabilitation Center in Canton, MA, the Hellenic Cardiac Fund for Children at Children's Hospital in Boston, the Filoxenia House of the G. O. Metropolis in Brookline, and other charities.
- * Christmas Party Luncheon on Sunday, December 14, 2014; weather permitting.
- * Vasilopitta celebration in January 2015.
- * Lecture on a subject related to Greek Letters.
- * Lecture on Greeks in America.
- * Apokreatiko Glendi on Meat-fare Saturday 2015
- * Sponsoring of a team of 3 Highschoolers in the Hellenic History Tournament, in memory of our late Father Emmanuel Metaxas.
- * Participate in any AHEPA District workshop.
- * Participate in the AHEPA District #8 contingent at the Greek Independence Parade in Boston.(April 26, 2015 ?)
- * Efforts for membership recruitment.
- * Participation in District #8 and Supreme Conventions.
- * Visit to the Boston Metropolis Camp in Contookook, NH.